

Year One (Sycamore Base suggested learning activities)

Week beginning: 1st June 2020

Maths

Daily Mental Maths:

Have a go at some of the ideas below to improve your mental maths!

Washing Line Puppet Theft!

- Create your own number line (1-20 – or higher if you want!) using post-its or peg them to your washing line outside. Children close their eyes while you turn around 3 cards. Children open their eyes and spot which numbers are missing. Repeat.

Guess the number

- Out a number between 1 and 20 in your head. Children have to ask questions to determine which number it is. Prompt questions – e.g. an odd/even number, in the 10s/2s/5s, ends in eg 5, less than 10....

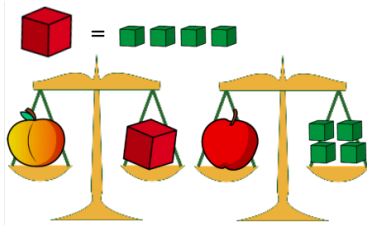
Fast Fingers – Show a Sum

- Quick fingers – show me 8. Is there another way you can show me 8?

All of the online activities can be found on BBC Bitesize, there are short videos and an activity for each one. Follow the link to access Year 1 lessons; <https://www.bbc.co.uk/bitesize/tags/zjpqqp3/year-1-lessons/1>

Lesson 1:

- Online activity: Measure mass
- Offline activity: How many cubes does the teddy bear weigh? Explain how you know.



Amir says,

The apple is heavier than the peach, because it weighs 4 cubes.

Teddy says,

The apple and the peach weigh the same.



Who do you agree with? Explain why.

Lesson 2:

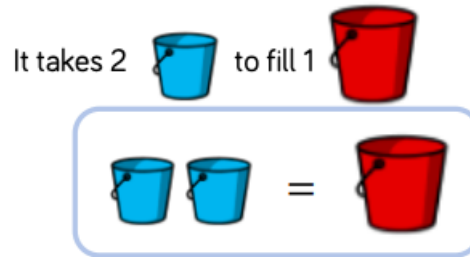
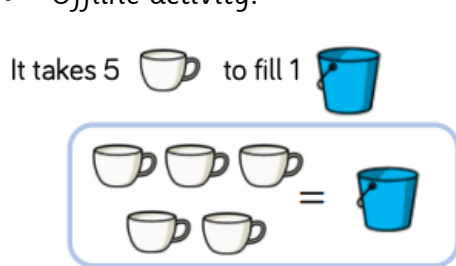
- Online activity: Compare volume and capacity
- Offline activity: Use a range of containers e.g. bottles, cups. Using water, get your child to show full containers, empty containers, almost full, almost empty. Compare two bottles, which has more liquid in? Which has less? Fill some containers that are the same size with different amounts of water. Order them from empty to full.

Lesson 3:

- Online activity: Measure capacity and volume
- Offline activity: Fill a range of containers with water e.g. bottles, cups. Estimate how much water is in each one. Then pour it into a measuring jug and see if you were correct.

Lesson 4:

- Online activity: Solve problems involving mass and capacity
- Offline activity:

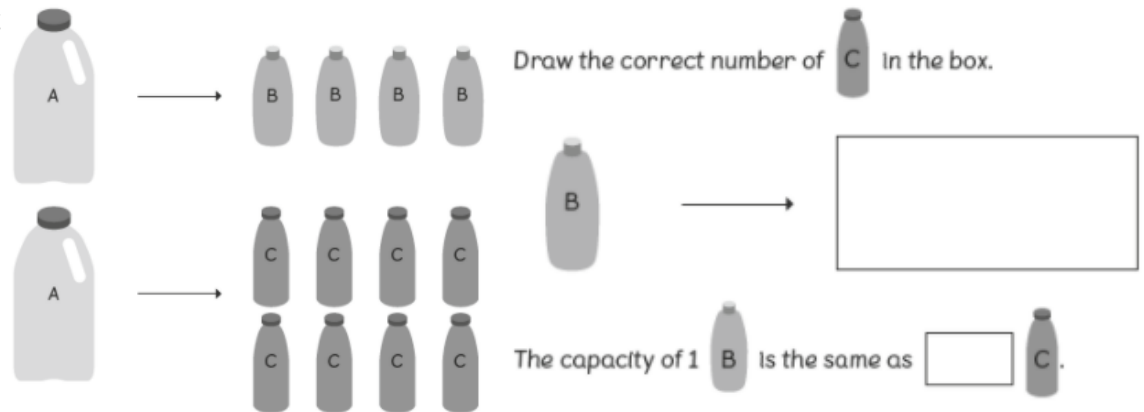


How many  will fill one  ?

What else can you find out?

Lesson 5:

- Online activity: Challenge of the week
- Offline activity:



	<p>Maths fun: In addition to the above learning, we have also attached some activities that you may want to do. These activities should be suitable for the whole family and incorporate some everyday maths opportunities. If you are able to, we would love for you to record what you have done, by either writing it in your yellow exercise book or taking some photos and sticking them in.</p> <p>Maths Fun 1: Bake It - Biscuits Maths Fun 2: Move It – Maths All Around Us</p>
Writing	<p>BBC Bitesize have prepared the following English sessions for this week. Follow the link to access Year 1 lessons; https://www.bbc.co.uk/bitesize/tags/zjpqqp3/year-1-lessons/1</p> <p>Lesson 1:</p> <ul style="list-style-type: none"> • Online activity: Using capital letters and full stops • Offline activity: Think about the story we read in school ‘The Man on the Moon’. If you can’t remember it, here is a link to video of an online version; https://www.youtube.com/watch?v=Rt5zQ1UO6rE. Write some sentences about your favourite part of the story and why you liked it. Remember to use capital letters and full stops! <p>Lesson 2:</p> <ul style="list-style-type: none"> • Online activity: Writing commands • Offline activity: Write a “To do” list for Bob in the story ‘The Man on the Moon’. For example, 1) Get dressed. 2) Eat breakfast. 3) Walk to launch pad. 4) Put on spacesuit. 5) Fly to the moon. etc. <p>Lesson 3:</p> <ul style="list-style-type: none"> • Online activity: What are suffixes? • Offline activity: Write simple sentences in past and present tense to match what Bob is doing using “ing” and “ed”. For example, Bob is walking to the launch pad. Bob walked to the launch pad. Bob is pulling on his space boots. Bob pulled on his space boots. <p>Lesson 4:</p> <ul style="list-style-type: none"> • Online activity: Using exclamation marks when writing • Offline activity: Imagine an alien has landed on Earth. What do you think it might say about what it sees? Draw an alien and write some sentences or words he might shout out in speech bubbles around it. Remember to use capital letters and exclamation marks where needed. Wow! Yuck! Oh no! Look out! Help! What an amazing plant! Challenge – write questions too. What’s that? <p>Lesson 5:</p> <ul style="list-style-type: none"> • Online activity: Forming letters accurately and using the suffix 'ly'

	<ul style="list-style-type: none"> Offline activity: Practise your handwriting and spelling; slowly, quickly, sadly, fairly, neatly. Can you use these in sentences? For example, Bob slowly walked to the launch pad.
Reading	<ul style="list-style-type: none"> Visit the Oxford Owl website and read a book of your choice. You can search by age, level and book type. www.oxfordowl.co.uk/ (Login: Class Name: vfssycamore Password: VFS19) Write your own book review on 'The Man on the Moon' by Simon Bartram in your home learning exercise book. <i>What happens? Did you find the plot interesting? Are there any plot twists? Who are the main characters? Who was your favourite character? Why? Did you like the book? What was your favourite part? Why? Would you recommend this book to a friend? Why or why not?</i> Reading Comprehension: Read the attached story 'The Best Dress Ever' and answer the differentiated questions.
Phonics KS1	<ul style="list-style-type: none"> Review set two and three Sounds: Watch Read Write Inc. phonic Speed Sound lessons at home. Lessons show at 10.00 am, from Monday to Friday. https://www.youtube.com/channel/UCo7fbLgY2oA_cFCI9GdxtQ Phonics Play: Children can use the Phonics Play site without needing to subscribe. To access all their phonic resources and fun games, all you need to do is log on using the following details: Username: march20 Password: home Have a look at the June Phonics Activity Calendar (Phase 5): A fun PowerPoint full of quick spelling, sorting and reading activities for each day of the month. (See PowerPoint attached).
Spelling, Punctuation & Grammar	<ul style="list-style-type: none"> Tricky Words: This week we would like you to practise spelling and reading these words that all have the 'ee', 'ea' or 'e-e' sound in them: <p style="text-align: center;">sea theme tea complete bee</p> CHALLENGE: How many words can you find to rhyme with snow? Are there other ways to spell this sound? Sort your words into 'oe', 'ow' and 'o' You could also complete the attached activity based around these words. (see attached learning named 'spelling focus') Grammar: Please follow the link to the following BBC Bitesize grammar challenges. How to write a command sentences. https://www.bbc.co.uk/bitesize/topics/zrqqtfr/articles/z8strwx What are compound words? https://www.bbc.co.uk/bitesize/topics/zcgv39q/articles/z38t6fr

Topic	Please see the Music topic learning attached.
Mindfulness	<ul style="list-style-type: none"> • This week's activity is 'Many Ways to Share a Hug'. In a time where we are unable to hug our friends, take a look of all of the different ways you can 'share a hug'. • Don't forget to check out Boris and Dave's HeartSmart series: https://www.verwoodfirst.dorset.sch.uk/page/?title=HeartSmart&pid=235
Physical Activity	<p>Challenge 6: The Tap Up Challenge - Take a look at Mr Webb's challenge card for details of this week's fitness challenge.</p> <p>You could also have a look at the Youth Sport Trust website, it has some activity cards and videos to follow: https://www.youthsporttrust.org/pe-home-learning</p>
Picture News	Take a look at this week's Picture News, you can find this under: Home Learning – Week 11 – Whole School Picture News
Worship	<ul style="list-style-type: none"> • Each week we will be uploading a worship on a Monday and a Friday. These will be based on the Fruits of the Spirit and the 6Rs. Some worships may even feature a special guest. • This week's worships will follow the theme of Love and Joy! • https://www.verwoodfirst.dorset.sch.uk/page/?title=Worship&pid=240
Special Educational Needs & Disabilities	<p>Please see Parents' Toolkit SEND for a wide range of information, support and activities to help you and your family during lockdown.</p> <p>https://www.bbc.co.uk/bitesize/articles/zh9v382</p>