

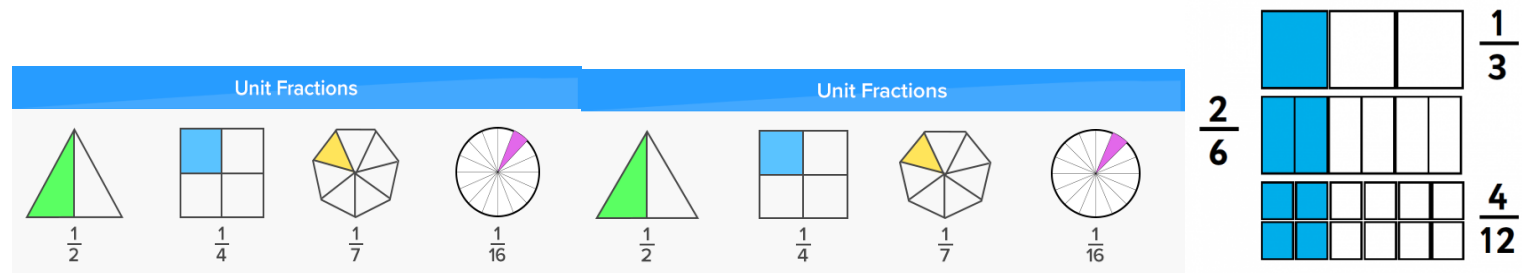


Year Two (<i>Beech Base suggested learning activities</i>)		Week beginning: 8 th June 2020
Maths	Daily Mental Maths: <ul style="list-style-type: none">• Practise your two, five and ten times tables and division facts https://trockstars.com/ (<i>use your personal login</i>)• Practise your number bonds https://www.topmarks.co.uk/maths-games/hit-the-button	
	BBC Bitesize have prepared the following maths sessions for this week: https://www.bbc.co.uk/bitesize/tags/z7s22sg/year-2-lessons/1	

Lesson 1

- Online activity: Unit fractions
- Offline activity: **Unit fractions** are fractions like $\frac{1}{2}$, $\frac{1}{4}$ or $\frac{1}{3}$ You can get a unit fraction by dividing a shape or a set of objects or a number into **equal** parts and taking one of the parts.

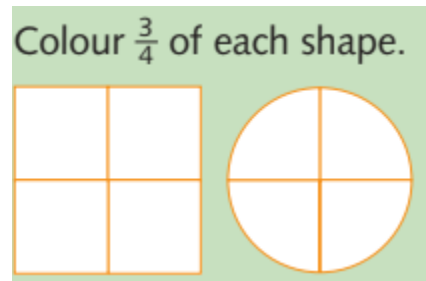
These are unit fractions of shapes



- Cut some shapes out of paper (circles, squares or rectangles work best but you can try other regular shapes)
- ✦ Fold each shape in half so you get two equal parts.
- Colour one of the parts in so you have coloured a unit fraction in ($\frac{1}{2}$ one half)
- ✦ With some fresh shapes, fold them in half twice so you have four equal parts and colour one in so you have coloured a different unit fraction ($\frac{1}{4}$ one quarter)
- ✦ Make sure you check the parts are equal. If they're not, you don't have the correct fraction.
- ✦ What other unit fractions can you make by folding shapes?
- ✦ Which ones are easy to make? Which ones are hard? Why is that?

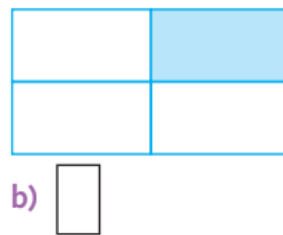
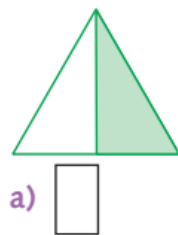
Lesson 2

- Online activity: Non-unit fractions
- Offline activity: Non-Unit Fractions are fractions where the numerator (the top number) is greater than 1. For example, can you colour in three quarters of the following shapes? You could draw your own and then shade in the equal pieces. Colour in three of the four quarters.

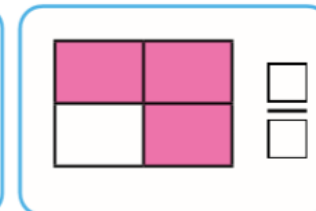
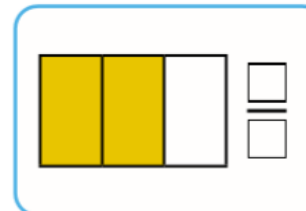
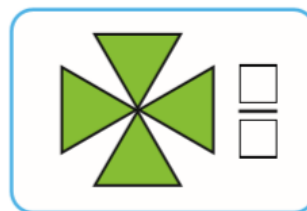


Now write the fractions for the following. Which of them represents a non-unit fraction?

Write the fraction coloured in each of these shapes.



Now write the fractions for the following representations



Lesson 3


- Online activity: Finding a half
- Offline activity: To find a $\frac{1}{2}$ (half), we need to count the number of objects and share them into 2 equal groups.

Circle the objects to show two equal groups.

Circle half the stars.



The whole is _____. Half of _____ is _____.



Circle $\frac{1}{2}$ of the tennis balls

Now, find half of each of these numbers. You may want to use objects or draw out counters to help you. See the example below.

$$\frac{1}{2} \text{ of } 10 \quad \text{●●●●●} \text{●●●●●} \quad \frac{1}{2} \text{ of } 10 = 5$$

$$\frac{1}{2} \text{ of } 2 = \underline{\hspace{2cm}}$$

$$\frac{1}{2} \text{ of } 20 = \underline{\hspace{2cm}}$$

$$\frac{1}{2} \text{ of } 4 = \underline{\hspace{2cm}}$$

$$\frac{1}{2} \text{ of } 40 = \underline{\hspace{2cm}}$$

Lesson 4

- Online Activity: Finding a quarter
- Offline Activity: Try these challenges using what you have learned this week:
To find one quarter we need to share into 4 equal groups. Share the apples between the four children and complete the sentences.




The apples are shared into _____ equal groups.

There are _____ apples in each group.

One quarter of 8 is _____

Can you find one quarter of the bananas?
Can you find three quarters of the bananas too?



Extra Challenge: See if you can find $\frac{1}{4}$ of the numbers below. Draw objects and circle to help.

$\frac{1}{4}$ of 4 is _____.

$\frac{1}{4}$ of 16 is _____.

$\frac{1}{4}$ of 12 is _____.


$\frac{1}{4}$ of 8 is _____.

$\frac{1}{4}$ of 20 is _____.

$\frac{1}{4}$ of 24 is _____.

Lesson 5

- Online Activity: Maths in football
- Offline Activity: Fraction word problems.



Mrs Peartree has some pears.

At break time, her class eat $\frac{1}{4}$ of them.

How many pears were eaten?

How many pears are left? What fraction of the pears are left?

In Mr Jones' fruit box, there are 20 pieces of fruit.

$\frac{1}{2}$ are bananas.

$\frac{1}{4}$ are pears.

The rest are satsumas.



How many bananas are there?

How many pears are there?

How many satsumas are there?

What fraction of the fruit are the satsumas?

Who has more? Explain why.



Rosie

I have $\frac{1}{4}$ of £8



Whitney

I have $\frac{1}{2}$ of £6

Maths Fun: In addition to the above learning, we have also attached some activities that you may want to do. These activities should be suitable for the whole family and incorporate some everyday maths opportunities. If you are able to, we would love for you to record what you have done, by either writing it in your yellow exercise book or taking some photos and sticking them in.

Maths Fun 1: 21 Questions Maths Fun 2: Countdown


BBC Bitesize have prepared the following English sessions for this week: <https://www.bbc.co.uk/bitesize/tags/z7s22sg/year-2-lessons/1>

Lesson 1

- Online Activity: Develop vocabulary through phonics
- Offline Activity: Let's revise a few sounds. How many words can you think of that have these sounds? Maybe you could look through a book and see if you can spot some. Next, can you choose the right 'ai' spelling.



slide



elephant

What is the correct spelling?

I put my dish and spoon on the trai traye tray.

The horse had a long tayl tail teyl.

I went on the trane trey train to gran's.

Thay They Thai all went to bed at six o'clock.

I saw an aycorn iacorn acorn on the tree.

We had to wate wayt wait for the bus.

It is beginning to rayn rane rain now.



The 'ai' family **ai** **ay** **a-e** **a** **ey** d82012 1

This activity looks at the 'ai' family.

Now write down as many description words as you can about this picture, using your phonics to help you spell your chosen words.



Lesson 2

- Online Activity: Using contractions in writing
- Offline Activity: Read the following part of a story. Can you find the contractions (two words joined together to make one word) like didn't = did + not (the apostrophe is placed where a letter has been removed when making the contraction.)

Once upon a time a good King and Queen had a baby daughter. All the fairies of the land were invited to a party, but one old fairy wasn't invited. She was very angry. She came to the party and said, 'When the Princess is sixteen she'll touch a spindle and die!'

Read the sentences and change the words in **bold** to a contraction.

a) I **am** so happy.

b) **We** are happy too.

Can you be a detective and work out what the contraction words are short for?

you'll is short for _____

wouldn't is short for _____

he'll is short for _____

couldn't is short for _____

she'll is short for _____

shouldn't is short for _____

we'll is short for _____

haven't is short for _____

Now write three of your own sentences using 2 contractions in each sentence?

Can you add **when**, **if that** or **because** to make your sentence longer too?

Lesson 3


- Online Activity: Using commas in a list
- Offline Activity: We use commas to separate items in a list like you have learned before. Today we will practise using them again so that we don't forget where we need to use them in our writing.



The castle was huge, strong and safe.

The castle had towering turrets, strong walls and secret windows.

Can you write your own descriptions using commas in a list for the following pictures?



Lesson 4

- Online Activity: Four types of sentences
- Offline Activity: Make your own poster using the four sentence types. Remember to check the rules for each sentence type and don't forget to use sensible punctuation. You could fold a piece of paper into four equal parts and add a picture to help you remember how to write each type of sentence. Choose a topic you are interested in to write your sentences like dragons, fairies or even a favourite character from a book or film.

Types of Sentences

Statements

Statements are sentences which tell you something, like a fact. They should contain a verb, a noun and usually end with a full stop.

Knights wear armour.



Questions

Questions are sentences that ask you something. They usually end with a question mark.

Do you like dragons?



Commands

Commands are sentences that tell you to do something. They are found in instructions and start with an imperative verb (bossy word).

Watch the juggler.





Exclamations

An exclamation is a sentence beginning with 'What' or 'How'. It is a full sentence, including a verb, which ends with an exclamation mark.

What a cool knight he is!



	<p>Lesson 5</p> <ul style="list-style-type: none"> • Online Activity: Reading lesson – The Night Box by Louise Greig • Offline Activity: Look at the secret box. It's a place to keep some special things. I wonder what might be inside. Can you write some questions to find out what the special item might be? 
<p>Fancy an extra challenge?</p>	 <p>What is this mysterious creature? Where does it live? What is it looking at? Why is the girl with it?</p> <p>Enjoy writing about this image. You could:</p> <ul style="list-style-type: none"> • Write a description about the creature • Write a description about where the characters are • Imagine you are the girl and write a diary entry about your experience • Write a story which includes the characters • Write an acrostic poem with the letters in the creatures name starting each line <p>Remember to include: adjectives, verbs and adverbs, commas in lists and contracted words.</p>

Reading	<ul style="list-style-type: none"> • Visit the Oxford Owl website and read books of your choice. You can search by age, level and book type. www.oxfordowl.co.uk/ (Login: Class Name: vfsbeech Password: VFS19) • 60 Second Read – ‘A Postcard from Mo Farah’. Can you read the postcard from Mo Farah in one minute? Have a go and then answer the questions. (Please see adult guidance under Resources). • Write a book review on The Night Box by Louise Greig in your home learning exercise book. <i>What happens? Did you find the plot interesting? Are there any plot twists? Who are the main characters? Who was your favourite character? Why? Did you like the book? What was your favourite part? Why? Would you recommend this book to a friend? Why or why not?</i>
Phonics KS1	<ul style="list-style-type: none"> • Review set two and three Sounds: Watch Read Write Inc. phonic Speed Sound lessons at home. Lessons show at 10.00 am, from Monday to Friday. Each one is ten minutes long and available for 24 hours. After Easter, RWI will be adding further session to help with spelling. https://www.youtube.com/channel/UCo7fbLgY2oA_cFCIg9GdxtQ • Phonics Play: children can use the Phonics Play site without needing to subscribe. To access all their phonic resources and fun games, all you need to do is log on using the following details: Username: march20 Password: home • June Phonics Activity Calendar (Phase 5): A fun PowerPoint full of quick spelling, sorting and reading activities for each day of the month. <i>(See PowerPoint attached).</i> <p><i>Oxford Owl provides a useful guide on how to pronounce sounds and blend sounds together to read words.</i> https://home.oxfordowl.co.uk/reading/learn-to-read-phonics/</p>

Spelling, Punctuation & Grammar	<ul style="list-style-type: none"> Spelling Pattern Focus: The /l/ or /əl/ sound spelt –al at the end of words legal metal hospital pedal capital animal meal petal <i>(Can you use these in a sentence?)</i> https://spellingframe.co.uk/spelling-rule/86/9-The-l-sound-spelt-al-at-the-end-of-words Common Exception Words: Recap the six common exception words that you focused on last week. Now choose six more words from the year two common exception word list (<i>see attached</i>) and practise spelling them correctly. The spelling strategy list will remind you of fun ways to practise your spellings (<i>see attached</i>). Please follow the link to the following BBC Bitesize literacy challenges: What is a dictionary? https://www.bbc.co.uk/bitesize/topics/zcc2gdm/articles/zp8fdxs <p>Top tip: Have you seen the sirlinalot YouTube spelling channel? It includes 20 minute sessions that cover lots of hints, tips and strategies to help you with your spellings. These free lessons are shown at 2pm every day, however they will stay on the site if you log on a bit later. Well worth a look! Head over to https://www.youtube.com/channel/UC4lR2hfjiv_9oQMpmSFWiNw</p>
Topic	<ul style="list-style-type: none"> See the PSHE & Mindfulness whole school topic learning (Home Learning – Week 12 - Commencing 8/6/20 – Whole School Topic Learning)
Worships	<ul style="list-style-type: none"> Each week we will be uploading a worship on a Monday and a Friday. These will be based on the Fruits of the Spirit and the 6Rs. Some worships may even feature a special guest! This week's worships will follow the theme of Peace and Patience! https://www.verwoodfirst.dorset.sch.uk/page/?title=Worship&pid=240

Mindfulness	<ul style="list-style-type: none"> This week's activity is 'I am an amazing person because...'. Think about 'what makes you unique?' and 'how are you a good team member'? Don't forget to check out Boris and Dave's HeartSmart series: https://www.verwoodfirst.dorset.sch.uk/page/?title=HeartSmart&pid=235
Physical Activity	<ul style="list-style-type: none"> Sign up free to 'Go Noodle' for a range of physical activities, including, yoga, aerobics and Zumba. https://www.gonoodle.com/for-families/ Subscribe to Joe Wick's YouTube channel, 'The Body Coach TV'. He has created multiple short, energising workouts for children to complete at home. https://www.youtube.com/user/thebodycoach1/videos Challenge Card 7 – Obstacle challenge. Take a look at Mr Webb's challenge card for details of this week's fitness challenge. Online Learning: https://www.youthsporttrust.org/pe-home-learning Take a look at the activity cards available across all PE curriculum areas, with each card brought to life with a short video clip.
PSHE	<p>As some children return to school, we will be providing twice-weekly PSHE sessions based on themes relating to Covid-19. To support you at home, we have amended these sessions for you to use in addition to the regular home learning.</p> <p>What is Covid-19? Share the story 'Dave the Dog is worried about Coronavirus' and then colour in the picture of Nurse Dotty. There is also a True or False quiz for you to try!</p> <p>Social distancing – take a look at the Social Distancing PowerPoint. Can you find objects around your house that will help you understand what 2 metres looks like? Ask an adult to help you!</p>

Special
Educational
Needs &
Disabilities

Please see Parents' Toolkit SEND for a wide range of information, support and activities to help you and your family during lockdown.

<https://www.bbc.co.uk/bitesize/articles/zh9v382>