

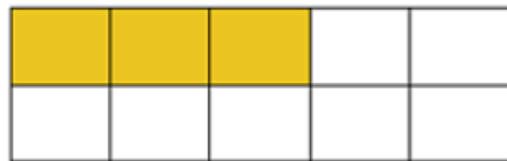
Daily Mental Maths Warm Up: Practise your six, seven and nine times tables and division facts: <https://www.topmarks.co.uk/maths-games/hit-the-button>
<https://ttrockstars.com/> (use your personal login)

BBC Bitesize have prepared the following maths sessions for this week: <https://www.bbc.co.uk/bitesize/tags/z63tt39/year-4-lessons>

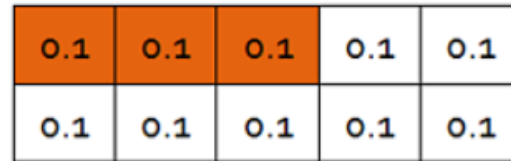
1. Tenths

Offline Alternative

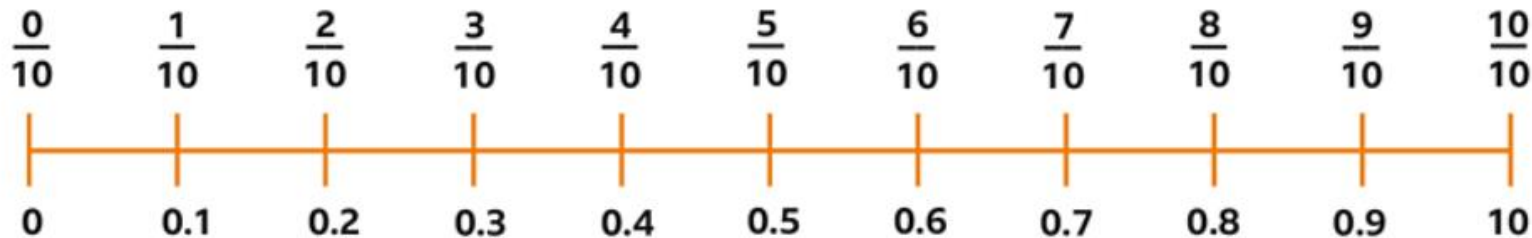
Tenths are created when one whole is split equally into **ten different parts**. Tenths are important because they help you to understand place value in a number. Let's take a look at some different ways of representing tenths.



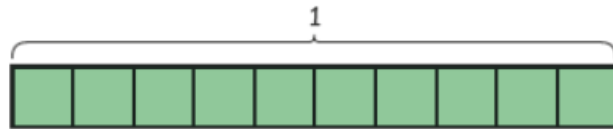
$$\frac{3}{10}$$



$$0.3$$



Your task:



Write each number shown by the shaded part as a decimal.



2. Dividing one and two digit numbers by 10

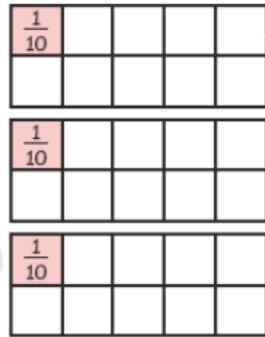
Offline Alternative:

Let's Learn

1 $3 \div 10 = 0.3$



I get 3 tenths.



Divide each bar into 10 pieces.

Each piece is 1 tenth.

$$\begin{array}{r}
 3 \div 10 = 3 \text{ tenths} \\
 \uparrow \qquad \qquad \qquad \uparrow \\
 \text{digit 3 in} \qquad \qquad \text{digit 3 in} \\
 \text{ones place} \qquad \qquad \text{tenths place}
 \end{array}$$

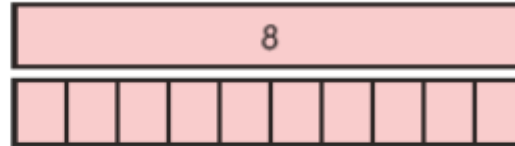
Even when you already have a digit after the decimal point, the digits still move one place to the right, but the **decimal point never moves**.

H	T	O	• Tths	Hths
	1	2	• 3	
		1	• 2	3

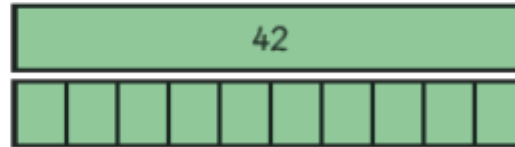
Your task:

Divide by 10.

(a) $8 \div 10 =$




(b) $42 \div 10 =$

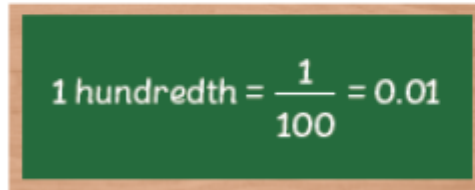


3. Hundredths

Offline Alternative

Divide 1 into 100 equal parts.





1 hundredth = $\frac{1}{100} = 0.01$

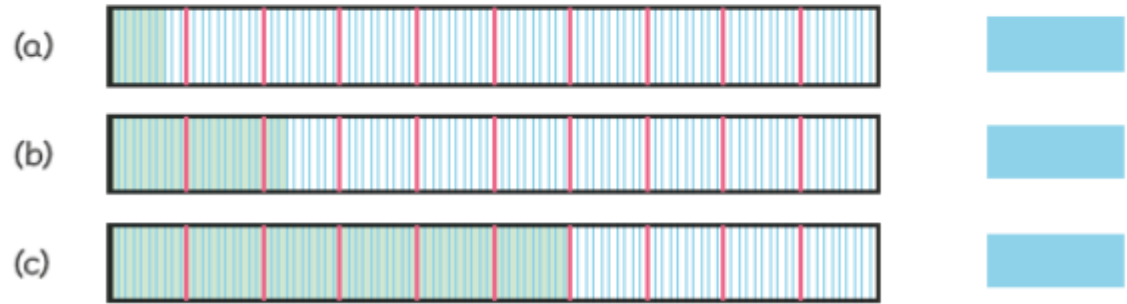
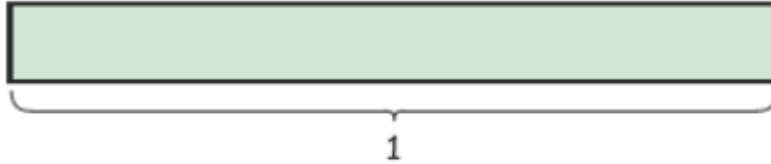
$\frac{1}{100}$ is 0.01 when written as a decimal.

We read 0.01 as one hundredth.



Your task:

Write the decimal number shown by each shaded part.



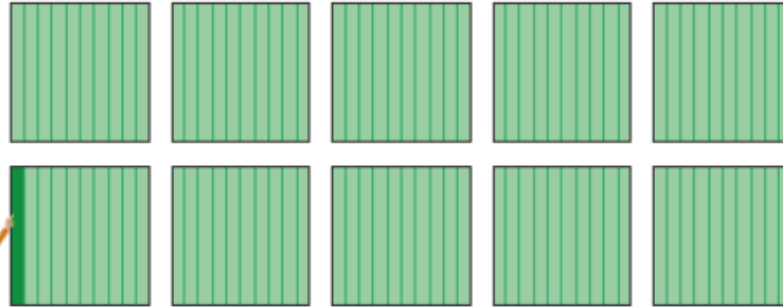
4. Dividing one and two digit numbers by 100

Offline Alternative

Let's Learn

1 $10 \div 100 = 0.1$

This bar of soap is 1 tenth of a block.

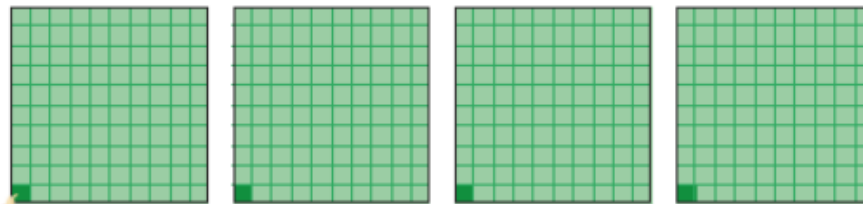


$$\begin{array}{ccccccc} 10 & \div & 100 & = & 1 \text{ tenth} \\ \uparrow & & & & \uparrow \\ \text{digit 1 in} & & & & \text{digit 1 in} \\ \text{tens place} & & & & \text{tenths place} \end{array}$$

2 $4 \div 100 = 0.04$



This piece of soap is 1 hundredth of a block of soap.



$$\begin{array}{ccccccc} 4 & \div & 100 & = & 0.04 \\ \uparrow & & & & \uparrow \\ \text{digit 4 in} & & & & \text{digit 4 in} \\ \text{ones place} & & & & \text{hundredths place} \end{array}$$

Your task:

- 1 Use a calculator  to help you.
Pick any whole number less than 100.

First, divide it by 10.



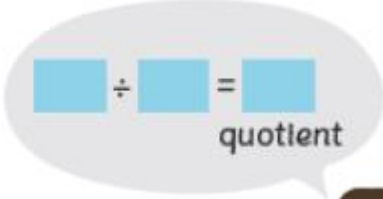
Then, start again
and divide it by 100.



What do you notice about the quotient in each case?

- 2 Divide.

- (a) $7 \div 10$
- (b) $7 \div 100$
- (c) $59 \div 10$
- (d) $59 \div 100$


$$\square \div \square = \square$$

quotient



Is it easy to divide whole
numbers by 10 or by 100? Why?

5. Maths in football

Offline Alternative

Amira used three of the number cards to make a decimal. The decimal is 50, rounded to the nearest whole number.



Write down all the possible decimals that Amira made.

In addition to the above learning, we have also attached some activities that you may want to do. These activities should be suitable for the whole family and incorporate some everyday maths opportunities. If you are able to, we would love for you to record what you have done, by either writing it in your exercise book or taking some photos and sticking them in.

Maths Fun 1: Questions **Maths Fun 2: Countdown**

As usual, we have also attached some real life word problems if you'd like to challenge yourself even further!

BBC Bitesize have prepared the following English sessions for this week: <https://www.bbc.co.uk/bitesize/tags/z63tt39/year-4-lessons>

1. Mastering inverted commas

Offline Alternative:

When you are writing, **inverted commas** (also called speech marks) go before and after any words that a character says.

For example: "I'm hungry," complained Goldilocks.

'I'm hungry' are the words that Goldilocks says out loud (also called direct speech), so the inverted commas go at the start and end of those words.

If another character replies, the rule is to:

- use another set of inverted commas
- put the new person speaking on a new line.

Your task:

Rewrite this conversation between Dani and her father, adding in the missing **inverted commas**.

When you've finished, add in one more line of conversation showing Dani's father's reply. Make sure to punctuate his response correctly.

Remember: Whenever a new person starts talking, you must move onto a new line.

How did you get mud all the way up to your knees? Dani's father asked, with a frown.

I met a dragon in the wood on the way home exclaimed Dani. We went on a big adventure!

I suppose you'll tell me you were fighting giants next! her father said, with a wink.

And wizards and witches said Dani smiling. We won!

2. Investigating dictionaries

Offline Alternative:

A dictionary is a list of words or phrases and their definitions (what they mean).

Dictionaries are arranged in alphabetical order.

They help you to spell or understand any new words, so are a fantastic tool to help you improve your English skills.

Your task:

Look at the list of words below. You might know some of them already.

Write down each word then look up what they mean using a **dictionary** or **online dictionary**. Copy out the definition.

Top tip! There may be more than one definition for each word. Choose the one that makes most sense to you.

Infinite

Illegible

Meddle

Erosion

Adoration

Supersede

Now choose three of the words and use each one correctly in a sentence.

For example: The infinite blue sky stretched out before him.

3. Exploring synonyms and antonyms

Offline Alternative:

Synonyms are words with the same or similar meaning:

Words such as happy, cheerful and merry.

Words such as sad, miserable and heartbroken.

Antonyms are words with opposite meanings:

Words such as angry and peaceful.

Words such as funny and serious.

You can use a **thesaurus** to find synonyms and antonyms for words.

Your task:

Complete the table to show the synonym and antonym for each word. The first line has been done for you.

Word	Synonym	Antonym
pretty	<i>beautiful</i>	<i>ugly</i>
rich		
young		
expensive		
stop		

4. Using a thesaurus

Offline Alternative:

Sometimes you might want to find a different way of saying something. A **thesaurus** can help you with this. If you look up a word in a thesaurus it will show you a list of synonyms. These are other words that mean the same thing or something similar to the word you have looked for.

Your task:

- 1 Look at the words below. For each word, only one of the words in the list which follows it has a similar meaning. Underline the one which has the closest meaning.

- a) delinquent – criminal / actor / policeman / sailor
- b) delicacy – coarseness / roughness / fragility / strength
- c) delightful – boring / horrible / enchanting / dry
- d) delirious – crazed / shy / welcome / random
- e) dejected – happy / ecstatic / sad / enthused

- 2 Write down a synonym and an antonym for each of these words.

- a) small _____ _____
- b) difficult _____ _____
- c) soak _____ _____

5. Reading lesson: Kensuke's Kingdom by Michael Morpurgo

Offline Alternative: We have read a part of Kensuke's Kingdom in school! Either referring to this book, or one of your own books at home, design a new blurb for the back cover of the book. You can use colours and pictures as well as writing.

Additional, optional challenge



Complete the story...

Hours and hours had passed, and she hadn't seen a soul. The monotony of trudging through this seemingly never-ending labyrinth was tiring, and her eyelids felt heavy. The heady scent of the pine sap and earthy moss added to her lethargic state. She felt as if she could close her eyes and sleep for a thousand years. She knew she couldn't though; being trapped in the woods when night fell wouldn't be a wise move. Making the most of the remaining daylight would be crucial, she knew.

A great sense of foreboding filled her, and she had a tight feeling in her chest. The trees around her, like sentinels protecting the gods of the forest, seemed to bear down upon her. The dense army of pine trees threatened her from every side. There was only one path forward, and she took it hesitantly, not knowing what awaited her in the distance...

Sentence challenge!

Can you add adverbs to my sentences below to make them better?

The girl was frightened. _____, she looked around at the surrounding forest. She began to walk _____ along the path, pausing _____ to take a sip of water from her canteen.

From the distance ahead, she heard a scream. The sound echoed _____ through the forest.

Perfect picture!

Can you draw 5 things you would like to have with you if you were lost in a forest in the middle of nowhere?



You could then explain why each item might be valuable.



Reading	<p>Daily reading and keeping reading record books up to date.</p> <p>Read a story of your choice. Think about: What is your favourite part of the story? Why? Who would you recommend this story to and what are the reasons for this? You could use the Oxford Owl website to do this, (you can search by age, level and book type). www.oxfordowl.co.uk/ (Login: Class Name: vfsash Password: VFS19)</p> <p>‘Roald Dahl’ Reading Comprehension Activity. This comprehension includes different levels of questions, including inference and retrieval questions. Please see attachment.</p> <p>Write a book review on either of the above texts (or of any other books that you have at home!). What happens? Did you find the plot interesting? Are there any plot twists? Who are the main characters? Who was your favourite character? Why? Did you like the book? What was your favourite part? Why? Would you recommend this book to a friend? Why or why not?</p>
Spelling Focus	<p>This week we would like you to practise spelling the following words from the Year 3 and 4 Spelling list:</p> <p style="text-align: center;">length library material medicine mention minute natural naughty</p> <p>CHALLENGE: Can you write these words into sentences? What about all of the words in one sentence?</p> <p>Handwriting: Complete the handwriting Week 12 learning sheet, either by using the sheet or by copying the words into your home learning book.</p> <p>Top tip: Have you seen the sirlinalot youtube spelling channel? It includes 20 minute sessions that cover lots of hints, tips and strategies to help you with your spellings. These free lessons are shown at 2pm every day, however they will stay on the site if you log on a bit later. Well worth a look! Head over to https://www.youtube.com/channel/UC4lR2hfjiv_9oQMpmSFWiNw</p>
Topic	<p>See the mindfulness whole school topic learning. This topic will last for two weeks.</p>



Mindfulness	<ul style="list-style-type: none"> This week's activity is 'I am an amazing person because...'. Think about 'what makes you unique?' and 'how are you a good team member?' Don't forget to check out Boris and Dave's HeartSmart series: https://www.verwoodfirst.dorset.sch.uk/page/?title=HeartSmart&pid=235
Worship	<ul style="list-style-type: none"> Each week we will be uploading a worship on a Monday and a Friday. These will be based on the Fruits of the Spirit and the 6Rs. Some worships may even feature a special guest! This week's worships will follow the theme of Peace and Patience! https://www.verwoodfirst.dorset.sch.uk/page/?title=Worship&pid=240
PE	<p>Sign up free to 'Go Noodle' for a range of physical activities, including, yoga, aerobics and Zumba. https://www.gonoodle.com/families/</p> <p>Subscribe to Joe Wick's YouTube channel, 'The Body Coach TV'. He has created multiple short, energising workouts for children to complete at home. https://www.youtube.com/user/thebodycoach1/videos</p> <p>Challenge Card 7: Obstacle Challenge. Take a look at Mr Webb's challenge card for details of this week's fitness challenge.</p> <p>The following website features some further PE based activity cards and videos to watch: https://www.youthsporttrust.org/pe-home-learning</p>
PSHE	<p>As some children return to school, we will be providing twice-weekly PSHE sessions based on themes relating to Covid-19. To support you at home, we have amended these sessions for you to use in addition to the regular home learning.</p> <p>What is Covid-19? Share the Coronavirus Story and then try the True or False quiz!</p> <p>Social distancing – take a look at the Social Distancing PowerPoint. Take a look of the pictures (see attached) and discuss with someone in your house about whether you think social distancing has been achieved and what could be done differently. Also discuss what shops are doing differently to encourage social distancing e.g. 2m divisions on the floor when queueing.</p>

WIMBORNE Academy Trust



Special
Education
& Needs
& Disabilities

Please see Parents' Toolkit SEND for a wide range of information, support and activities to help you and your family during lockdown.
<https://www.bbc.co.uk/bitesize/articles/zh9v382>