




**Year Two (*Beech Base suggested learning activities*)**

**Week beginning: 15<sup>th</sup> June 2020**

Maths

**Daily Mental Maths:**

- Practise your two, five and ten times tables and division facts <https://ttrockstars.com/> (*use your personal login*)
- Can you answer the mental maths questions below?

|  |
|--|
| 1) Circle all the odd numbers.   |
| 18 26 35 42 50 61  |
| 2) What is the next number?  |
| 5 10 15 20 25 30 ____  |
| 3) Add together 7, 8 and 2.  |
| 4) How many <b>vertices</b> ?  |
|                      |
| 5) How many FIVES are worth 2 TENS?  |
| 6) $8 + \underline{\quad} = 13$  |
| 7) How many TENS make 70p?   |
| 8) Captain has 7 toy cars. Sally has 2 cars less than Captain.<br>How many do they both have in total? |
|                     |
| 9) 10 more than 6  |
| 10) I have:  |
|                     |
| How much more do I need to make 30p?   |

BBC Bitesize have prepared the following maths sessions for this week: <https://www.bbc.co.uk/bitesize/tags/z7s22sg/year-2-lessons/1>

### Lesson 1

- Online activity: **Properties of 2D shapes**
- Offline activity:

## 2-D Shapes

A **2-D shape** is sometimes called a **flat shape**. Here are the most common 2-D shapes.




circle



triangle



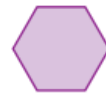
square



rectangle



pentagon



hexagon

If you look at each of them, they all have different **properties**. Properties are special features of that **shape** that allow it to be described.


Name these 2-D shapes.



a) \_\_\_\_\_



b) \_\_\_\_\_



c) \_\_\_\_\_

A **vertex** is where two edges of a shape meet (this is another word for corner). How many **edges** does each shape have? How many vertices does each shape have?

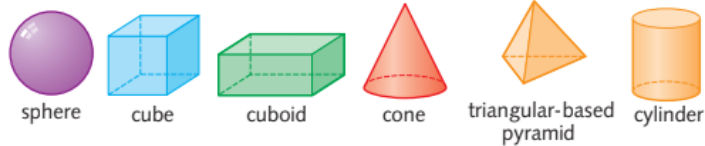
What 2-D shape is being described here?

This shape has four straight sides and four corners. It has two short sides and two long sides.

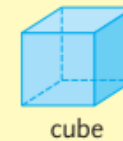
## Lesson 2

- Online activity: **Properties of 3D shapes**
- Offline activity:

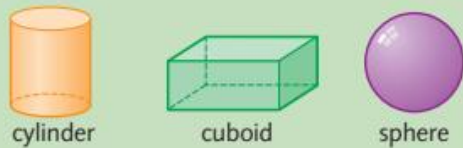
A **3-D shape** is also known as a **solid** shape. Here are the most common 3-D shapes.



A cube has six **faces** that are equal and square. It has 12 straight **edges** and eight **vertices**.



Which of these 3-D shapes has no corners or flat faces?



Name these 3-D shapes.



a) \_\_\_\_\_



b) \_\_\_\_\_



c) \_\_\_\_\_

Can you find out what 3-D shape this is?

This 3-D shape has no straight edges and two of its faces are circles. The shape is a \_\_\_\_\_.

Can you draw a cube?

### Lesson 3

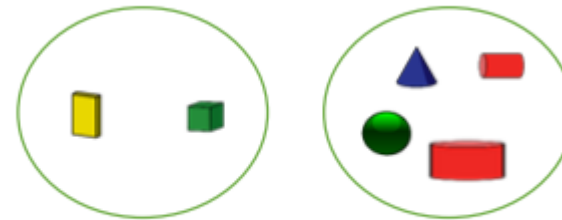
- Online activity: **Sorting Shapes**
- Offline activity:

Ron sorted the shapes in order of the number of sides. Has he ordered them correctly?

Explain why.



How are these shapes grouped?



Could you group them in a different way?

### Lesson 4

- Online Activity: **Shape Patterns**
- Offline Activity:

Look at the squares. Can you see a repeating pattern of colours?



The first three squares are blue. They are followed by one orange square and then the sequence repeats.

So the next three squares will be blue.



What are the next four triangles in this sequence?

Now create your own repeating pattern using different 2-D shapes using a colour pattern too. Try to challenge yourself to use 3 different shapes and colours.

## Lesson 5

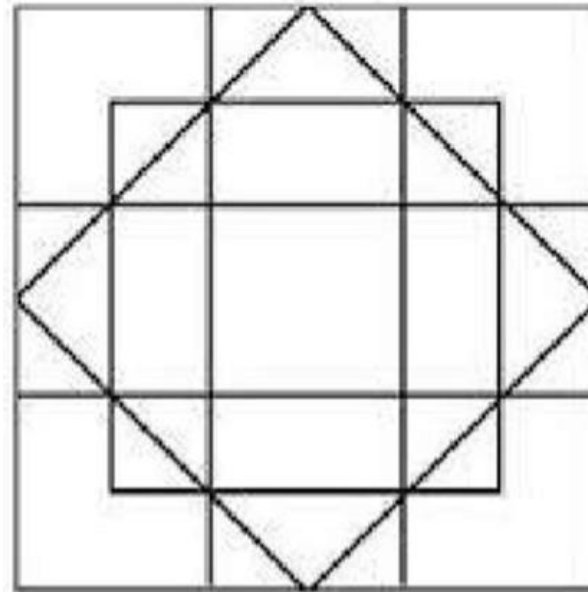
- Online Activity: **Challenge of the Week**
- Offline Activity:

Dora says that the 12<sup>th</sup> shape in this pattern will be a triangle.



Is she correct?

How do you know?



How many squares can you spot?

|         |   |
|---------|---|
| Writing | <p>BBC Bitesize have prepared the following English sessions for this week: <a href="https://www.bbc.co.uk/bitesize/tags/z7s22sg/year-2-lessons/1">https://www.bbc.co.uk/bitesize/tags/z7s22sg/year-2-lessons/1</a></p>   |
|         | <p><b>Lesson 1</b></p> <ul style="list-style-type: none"> <li>• Online Activity: <b>Identifying errors in writing</b></li> <li>• Offline Activity: Can you be a writing detective? In Year 2, we have really thought about how to be good writers. Can you help me by checking this piece of writing. Can you correct the errors with a coloured pencil (purple would be good).</li> </ul> <p>dear yeer 2</p> <p>How are you.</p> <p>Yesterdai I went four a lovely walk by the river stour. It wos beautiful. i saw a swan and some ducklings. It was amazing? The worter shimerd in the sunshine and everything lookt love. I cant believe it is june already. May was hot I wonder if June will be hottr!</p> <p>i hope see you verry soon.</p> <p>your fabulous teacher</p> |

## Lesson 2

- Online Activity: **Using the days of the week in sentences**
- Offline Activity:

Can you write the days of the week onto the sheet below? Then write a sentence to explain something that you might do on each day of the week. Try to think of a different activity for each day of the week. Don't forget your full stops, capital letters and try to use different conjunctions too! The first one has been done for you.

[illegible]

### Lesson 3

- Online Activity: Using long ladder letters in writing
- Offline Activity:



ul, it, th, ll, ol, oy

Try these joins. Remember to make your tall letters (ascenders) tall and your j and y 'tails' (descenders) need to go below the line.

Split your page into 6 sections. In each section, correctly write and form a long ladder letter. Underneath or around it, write words that contain those letters.



#### Lesson 4

- Online Activity: **Creating adverts using describing words**
- Offline Activity:

Try to watch some adverts on television or listen to them on the radio. Lots of adverts are trying to persuade someone to buy something or go somewhere. Adverts contain lots of describing words or adjectives.



Pick your favourite toy or place and try to persuade someone else to get one or go there by selecting great adjectives and writing good descriptions.



All Toy lovers should have their very own Buzz Lightyear because he is funny, athletic and extremely talented. He is an amazing friend and always wants to help others. He is strong and brave like a protective lion. His space suit is amazing because it has pop-out wings and a bright red laser beam to defeat enemies! What can be better than that!?

## Lesson 5

- Online Activity: Reading lesson – **Spike: The Hedgehog who lost his prickles** by Jeanne Willis
- Offline Activity: Read the below information about Stephen Hawking and answer the questions

### Stephen Hawking

Stephen Hawking was a **scientist**. A scientist is someone who works to find out more about science. Stephen found out lots of things about space and taught what he found out to others around the world. He used a wheelchair to move around and a computer to help him talk.

#### Stephen's Family

Stephen was born on 8<sup>th</sup> January 1942. His dad was called Frank and his mum was called Isobel. His parents loved learning. Stephen had two sisters called Philippa and Mary and one brother called Edward.


#### Stephen as a Child

Stephen always liked science. He liked to watch the stars with his mother when he was little. Stephen liked playing board games and making models. Stephen even made a computer out of an old clock when he was 16 years old!

#### What Stephen Did

Stephen learned a lot about space. He found out how the universe was made. He tried to predict what might happen to it next.

Stephen worked out a lot about black holes. People said that nothing could ever come out of a black hole but Stephen said that they were wrong. Stephen found out that waves of energy can come out of black holes. Lots of people were shocked.



"Remember to look up at the stars and not down at your feet. Try to make sense of what you see and wonder about what makes the universe exist." – Stephen Hawking

## Questions

1. What subject did Stephen like? Tick **one**.

- ☐ art
- ☐ science
- ☐ music

2. What was special about Stephen's parents? Tick **one**.

- ☐ They had nice names.
- ☐ They lived in England.
- ☐ They loved learning.

3. Number these sentences to show the order they appear in the text. The first one has been done for you.


- ☒ 1 Stephen Hawking was a scientist.
- ☐ Lots of people were shocked.
- ☐ Stephen was born on 8<sup>th</sup> January 1942.
- ☐ Stephen learned a lot about space.
- ☐ He liked to watch the stars with his mother.

4. Fill in the missing words:

Remember to look up at the \_\_\_\_\_ and not down at your \_\_\_\_\_. Try to make sense of what you \_\_\_\_\_...

5. What did Stephen make a computer out of?

\_\_\_\_\_

|                           |  |   |
|---------------------------|--|---|
| Fancy an extra challenge? |   | <p style="text-align: center;"><b><u>The Robot</u></b></p> <ul style="list-style-type: none"> <li>• What is the robot doing?</li> <li>• Is it looking at the moth?</li> <li>• Why is the light bulb on his head lit up? Has he had an idea?</li> <li>• Is the shape of the wire inside the lightbulb important?</li> <li>• Does this robot have any friends or family?</li> <li>• Can he feel emotions? If so, how do you know? Which ones?</li> <li>• How do you feel towards the robot? Why?</li> <li>• Why is this image called 'Patience'?</li> <li>• Talk/write about a time when you had to be patient. How did it feel? Was it worth it? Is being patient a good thing?</li> </ul> |
| Reading                   | <ul style="list-style-type: none"> <li>• Visit the Oxford Owl website and read books of your choice. You can search by age, level and book type. <a href="http://www.oxfordowl.co.uk/">www.oxfordowl.co.uk/</a> (Login: Class Name: vfsbeech Password: VFS19)</li> <li>• The Bear who came to tea – Reading comprehension with differentiated level of questions</li> <li>• Think of a story you have recently read, can you design a new front cover for it? Make sure you include a fabulous illustration, title and author's name.</li> </ul> |   |

- Learn Set Three Sounds: Watch daily Read Write Inc sessions. The Speed Sound & Word Time session starts at 10.30am and the Spelling starts at 10.45am. Each lesson is ten to fifteen minutes long and available for 24 hours.  
[https://www.youtube.com/channel/UCo7fbLgY2oA\\_cFCIg9GdxtQ](https://www.youtube.com/channel/UCo7fbLgY2oA_cFCIg9GdxtQ)
- Phonics Play: children can use the Phonics Play site without needing to subscribe. To access all their phonic resources and fun games, all you need to do is log on using the following details:  
Username: march20 Password: home
- June Phonics Activity Calendar (Phase 5): A fun PowerPoint full of quick spelling, sorting and reading activities for each day of the month. *(See PowerPoint attached)*.

*Oxford Owl provides a useful guide on how to pronounce sounds and blend sounds together to read words.*  
<https://home.oxfordowl.co.uk/reading/learn-to-read-phonics/>

*There are also some fun phonics games on topmarks*  
<https://www.topmarks.co.uk/english-games/5-7-years/letters-and-sounds>

|                                 |   |
|---------------------------------|---|
| Spelling, Punctuation & Grammar | <ul style="list-style-type: none"> <li>• <b>Spelling Pattern Focus:</b> The 'igh' sound spelt with y at the end of words</li> <li>•</li> </ul> <p style="text-align: center;"><b>cry   fly   dry   reply   July   supply   by   why</b></p> <p style="text-align: center;"><i>(Can you use these in a sentence?)</i></p> <p style="text-align: center;"><a href="https://spellingframe.co.uk/spelling-rule/87/10-The-sound-spelt%E2%80%93y-at-the-end-of-words">https://spellingframe.co.uk/spelling-rule/87/10-The-sound-spelt%E2%80%93y-at-the-end-of-words</a></p> <ul style="list-style-type: none"> <li>• <b>Common Exception Words:</b> Recap the six common exception words that you focused on last week. Now choose six more words from the year two common exception word list (<i>see attached</i>) and practise spelling them correctly. The spelling strategy list will remind you of fun ways to practise your spellings (<i>see attached</i>).</li> <li>• Please follow the link to the following BBC Bitesize literacy challenges: What is a thesaurus?<br/><a href="https://www.bbc.co.uk/bitesize/topics/zcc2gdm/articles/zsn3msg">https://www.bbc.co.uk/bitesize/topics/zcc2gdm/articles/zsn3msg</a></li> </ul> <p><b>Top tip:</b> Have you seen the <b>sirlinkalot</b> YouTube spelling channel? It includes 20 minute sessions that cover lots of hints, tips and strategies to help you with your spellings. These free lessons are shown at 2pm every day, however they will stay on the site if you log on a bit later. Well worth a look! Head over to <a href="https://www.youtube.com/channel/UC4lR2hfjiv_9oQMpmSFWiNw">https://www.youtube.com/channel/UC4lR2hfjiv_9oQMpmSFWiNw</a></p> |
| Topic                           | <ul style="list-style-type: none"> <li>• See the PSHE &amp; Mindfulness whole school topic learning (Home Learning – Week 12 - Commencing 8/6/20 – Whole School Topic Learning)</li> </ul>  |
| Worships                        | <ul style="list-style-type: none"> <li>• Each week we will be uploading a worship on a Monday and a Friday. These will be based on the Fruits of the Spirit and the 6Rs. Some worships may even feature a special guest!</li> <li>• This week's worships will follow the theme of Kindness and Goodness!</li> <li>• <a href="https://www.verwoodfirst.dorset.sch.uk/page/?title=Worship&amp;pid=240">https://www.verwoodfirst.dorset.sch.uk/page/?title=Worship&amp;pid=240</a></li> </ul>  |

|                             |   |
|-----------------------------|---|
| Mindfulness                 | <ul style="list-style-type: none"> <li>This week's mindfulness activity is all about your feelings. Take your time to complete this booklet and reflect on all the different emotions that we feel.</li> <li>Don't forget to check out Boris and Dave's HeartSmart series:<br/> <a href="https://www.verwoodfirst.dorset.sch.uk/page/?title=HeartSmart&amp;pid=235">https://www.verwoodfirst.dorset.sch.uk/page/?title=HeartSmart&amp;pid=235</a> </li> </ul>   |
| Physical Activity           | <ul style="list-style-type: none"> <li>Sign up free to 'Go Noodle' for a range of physical activities, including, yoga, aerobics and Zumba. <a href="https://www.gonoodle.com/families/">https://www.gonoodle.com/families/</a></li> <li>Subscribe to Joe Wick's YouTube channel, 'The Body Coach TV'. He has created multiple short, energising workouts for children to complete at home. <a href="https://www.youtube.com/user/thebodycoach1/videos">https://www.youtube.com/user/thebodycoach1/videos</a></li> <li>Challenge 8: Charleston Challenge. Have a look at Mr Webb's new challenge.</li> <li>You could also have a look at the Youth Sport Trust website, it has some activity cards and videos to follow:<br/> <a href="https://www.youthsporttrust.org/pe-home-learning">https://www.youthsporttrust.org/pe-home-learning</a> </li> </ul> |
| PSHE                        | <ul style="list-style-type: none"> <li>Self Care: As we know, it is so important to wash our hands regularly. Have a look at the NHS guidelines for washing your hands (<a href="https://www.nhs.uk/live-well/healthy-body/best-way-to-wash-your-hands/">https://www.nhs.uk/live-well/healthy-body/best-way-to-wash-your-hands/</a>). Your challenge is to design a poster to help remind people how to wash their hands. You could even put these up in your bathroom to remind your family!</li> </ul>  |
| Special Educational Needs & | <p>Please see Parents' Toolkit SEND for a wide range of information, support and activities to help you and your family during lockdown.<br/> <a href="https://www.bbc.co.uk/bitesize/articles/zh9v382">https://www.bbc.co.uk/bitesize/articles/zh9v382</a></p>   |