

**Mathematics**

Find each day's online lesson option on the BBC Bitesize Daily Lessons website here: [www.bbc.co.uk/bitesize/dailylessons](http://www.bbc.co.uk/bitesize/dailylessons)




There is no requirement to print off any of the worksheets - please do record your learning in your Home Learning book when you can.

**Daily Mental Maths Warm Up:**

- Practise your three, four and eight times tables using hit the button on [www.topmarks.co.uk](http://www.topmarks.co.uk)
- <https://ttrockstars.com/> (use your personal login)
- How many different ways can you make 100 using these numbers and all four operations: (You can use the numbers more than once)

10, 2, 5, 20, 50, 80, 100, 102, 150

- Try these questions:

1)	$\_\_\_ - 6 = 7$	
2)	How many right angles? 	
3)	$5 + 3 = 2 \times \_\_\_$	
4)	Round 72 to the nearest 10.	
5)	Which two numbers below add up to 20? 8 15 7 14 12	
6)	What fraction is shaded? 	
7)	$500 + \_\_\_ = 523$	
8)	What is 378 subtract 100?	
9)	I have 18 socks. How many pairs can I make? 	
10)	If I have three 20p coins, how much more to make £1?	

## Lesson 1: Turns and angles

Online Learning: BBC Bitesize [www.bbc.co.uk/bitesize/tags/zmyxxyc/year-3-lessons/](http://www.bbc.co.uk/bitesize/tags/zmyxxyc/year-3-lessons/)

Offline Alternative:

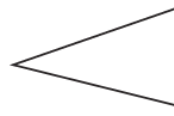
- 1) Complete the sentence below:

An angle is made when two \_\_\_\_\_ lines meet at a point.

If I turn  $90^\circ$ , I will have made a \_\_\_\_\_ turn.

$90^\circ$  is the size of a \_\_\_\_\_ angle.

- 2) Circle the pictures below that show angles:



- 1) I start facing the triangle and end facing the rectangle. My friends say:




Mira

You must have made a quarter turn anticlockwise.



Ian

You turned a three-quarter turn clockwise.



Who do you agree with? \_\_\_\_\_ Why? \_\_\_\_\_

## Lesson 2: Comparing angles

Online Learning: BBC Bitesize [www.bbc.co.uk/bitesize/tags/zmyxxyc/year-3-lessons/](http://www.bbc.co.uk/bitesize/tags/zmyxxyc/year-3-lessons/)

Offline Alternative:

Create a right angle checker by folding a piece of paper so it has a right angle which looks like a capital L. Can you then use this to see if the angles below are bigger or smaller than a right angle?

1)



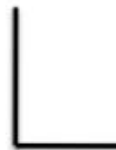
2)



3)



4)



5)



6)



7)



8)



9)



10)



## Lesson 3: Describing Lines

Online Learning: BBC Bitesize [www.bbc.co.uk/bitesize/tags/zmyxxyc/year-3-lessons/](http://www.bbc.co.uk/bitesize/tags/zmyxxyc/year-3-lessons/)

Offline Alternative:

Can you draw 4 horizontal lines, of the following sizes : 6cm, 8cm, 12cm, 15cm?

Can you draw 4 vertical lines, of the following sizes : 4cm, 7cm, 9cm, 10cm?

Extra challenge: Can you draw a building using only horizontal and vertical lines? Use a ruler.

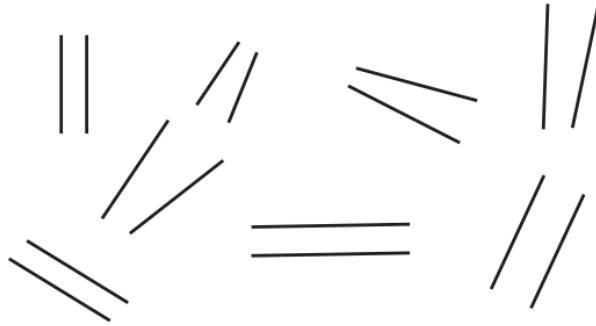
Watch this awesome little song on <https://www.youtube.com/watch?v=P3AOoLbA3us>

## Lesson 4: Parallel and Perpendicular

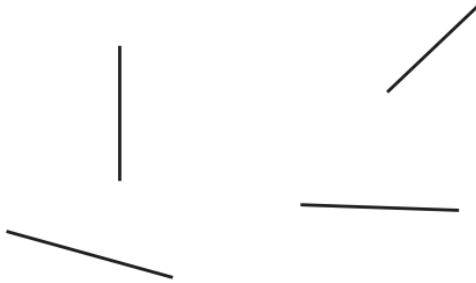
Online Learning: BBC Bitesize [www.bbc.co.uk/bitesize/tags/zmyxxyc/year-3-lessons/](http://www.bbc.co.uk/bitesize/tags/zmyxxyc/year-3-lessons/)

Offline Alternative

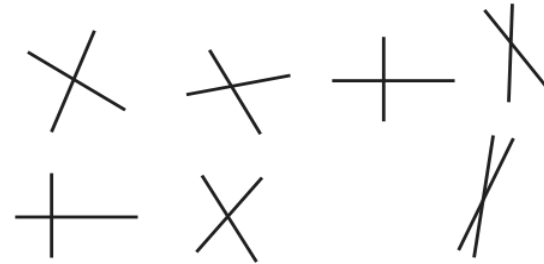
Can you circle the pairs of parallel lines?



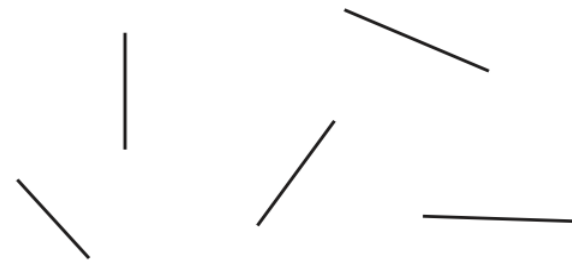
Can you draw lines which are parallel to each of these?



Can you circle the pairs of perpendicular lines?



Can you draw lines which are perpendicular to each of these?



### Lesson 5: Challenge of the week

Online Learning: BBC Bitesize [www.bbc.co.uk/bitesize/tags/zmyxxyc/year-3-lessons/](http://www.bbc.co.uk/bitesize/tags/zmyxxyc/year-3-lessons/)

Offline Alternative:

How many right angles can you spot in this picture?

Can you find any angles smaller than a right angle?

Are there any angles bigger than a right angle?



**Maths Fun:** In addition to the above learning, we have also attached some activities that you may want to do. These activities should be suitable for the whole family and incorporate some everyday maths opportunities. If you are able to, we would love for you to record what you have done, by either writing it in your exercise book or taking some photos and sticking them in. 1. Pebble counting 2. Number bond baking

### Lesson 1: Comprehension

Online Learning: BBC Bitesize [www.bbc.co.uk/bitesize/tags/zmyxxyc/year-3-lessons/](http://www.bbc.co.uk/bitesize/tags/zmyxxyc/year-3-lessons/)

Offline Alternative: Read the extract from James and the Giant Peach below and answer the questions.

‘Good gracious me!’ Aunt Spiker said, ‘What’s that awful noise?’

Both women swing round to look. The noise, of course, had been caused by the peach crashing through the fence that surrounded it, and now, gathering speed every second, it came rolling across the garden towards the place where Aunt Sponge and Aunt Spiker were standing.

The gaped. They screamed. They started to run. They panicked. They both got in each other’s way. They began pushing and jostling and each one of them was thinking only about saving herself. Aunt Sponge, the fat one, tripped over a box that she’d brought along to keep the money in and fell flat on her face. Aunt Spiker immediately tripped over Aunt Sponge and came down on top of her. They both lay on the ground, fighting and clawing to get up again, but before they could do this the mighty peach was upon them.

There was a crunch. And then there was silence.

1. What was the peach rolling towards
2. What did the peach crash through?
3. Write 3 things that the Aunts did when they saw the peach rolling.
4. Which Aunt tripped over a box?
5. What do you think made the ‘crunch’ noise?





6. How were Aunt Sponge and Aunt Spiker feeling? How do you know?

### Lesson 2: Enjoy Reading

Online Learning: BBC Bitesize [www.bbc.co.uk/bitesize/tags/zmyxxyc/year-3-lessons/](http://www.bbc.co.uk/bitesize/tags/zmyxxyc/year-3-lessons/)

Offline Alternative:

Think about or re read your favourite story. Can you create a comic strip all about the story or main character? It could look like the template below?

_____ by: _____			
			

### Lesson 3: National Writing Day

Online Learning: BBC Bitesize [www.bbc.co.uk/bitesize/tags/zmyxxyc/year-3-lessons/](http://www.bbc.co.uk/bitesize/tags/zmyxxyc/year-3-lessons/)

Offline Alternative:

## The National Writing day #247challenge.

The National Writing Day organisers have created the #247 challenge. This involves writing a story of your own choice but it must begin with the words 'One day'. However, the challenge is that you can ONLY use 24 words in your story! Your story can be about anything you like, from something imaginary to something you have experienced, be as creative as you can! When you have finished your story, draw a picture to accompany your story. You can share your story with all of the other children around the country who are also taking part in this activity. Just ask your grown up to go on the National Writing Day website to find out how to do this. Happy Writing!

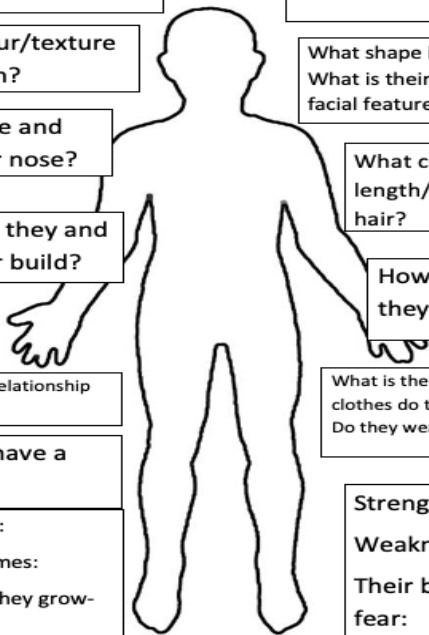
### **Lesson 4: Creating Characters**

Online Learning: BBC Bitesize [www.bbc.co.uk/bitesize/tags/zmyxxyc/year-3-lessons/](http://www.bbc.co.uk/bitesize/tags/zmyxxyc/year-3-lessons/)

Offline Alternative:

Before you create your character you need to think of the genre of story you would write, fairytale, fantasy, science fiction, horror, adventure etc. Using the character prompt sheet, create your own character for a story that you would write (you do not have to write the story, you are just creating a character for it!) by drawing your own body outline and surrounding it with ideas and information about your character. You could draw your character in the outfit they would wear in your story.

Extension: Write your ideas into a character description paragraph. Think about how you would introduce your character in your story



**Name?**

**Describe their eyes**

**What colour/texture is their skin?**

**What shape and size is their nose?**

**How tall are they and what is their build?**

**What is their relationship status?**

**Do they have a job?**

**Background:**  
Parent's names:  
Where did they grow-up?  
Do they have any issues?

**Hobbies/interests :**

**What shape is their face? What is their most striking facial feature?**

**What colour and length/style is their hair?**

**How old are they?**

**What is their style? What clothes do they like wearing? Do they wear jewellery?**

**Strengths:**  
**Weaknesses:**  
**Their biggest fear:**  
**Their ultimate dream:**

**Lesson 5: Reading lesson: A Midsummer Night's Dream retold by Marcia Williams** on BBC Bitesize

Online Learning: BBC Bitesize [www.bbc.co.uk/bitesize/tags/zmyxxyc/year-3-lessons/](http://www.bbc.co.uk/bitesize/tags/zmyxxyc/year-3-lessons/)

Offline Alternative: Read this comprehension about William Shakespeare and answer the questions





### William Shakespeare's Family

William Shakespeare is thought to have been born on 23rd April, 1564 in Stratford-upon-Avon, England. William was the third child of John and Mary Shakespeare.

### Fascinating Facts

- At the age of 18, William married Anne Hathaway.
- They had a daughter called Susanna in 1583.
- Two years later, Anne gave birth to twins - a boy called Hamnet and a girl called Judith. Hamnet died when he was 11 years old.
- William moved to London where he earned money as an actor and a playwright.

A playwright is someone who writes plays - stories that can be acted out on a stage for people to come and watch.



### Shakespeare's Plays

Shakespeare wrote plays which were tragedies (very sad plays) and comedies, which were funny. He wrote the plays about things people had experienced: jealousy, anger, love, romance, religion and war.

Some of his most famous plays have been turned into cartoons and films. For example, Romeo and Juliet was made into a film, and later a cartoon about two garden gnomes!

Can you answer the following questions:

1. What was the name of William Shakespeare's wife?
2. What does a playwright do?
3. Can you name one of William Shakespeare's plays?
4. Where was Shakespeare born?
5. Shakespeare made up many new words and phrases that are not part of the English language, One of these is 'wild goose chase'. What do you think this saying means?

### Additional, optional challenge:

If you would like to focus on creative writing as a change from or as extra to BBC Bitesize then please have a look at the website below.

<https://english.hias.hants.gov.uk/course/index.php?categoryid=325>

It has units of work building up to writing stories, poetry and uses films and books as inspiration and is suitable for years 3 and 4 children.

If you do any learning you are really proud of please email it to us.



ANIMAL TOWN

**Perfect picture!**

Can you draw a picture of what a scene looks like in the supermarket in Animal Town?

**Sick sentences!**

These sentences are 'sick' and need help to get better. Can you help and make them much more interesting?

A lion sat on the van. A giraffe put his head out through the window. The zebra walked across the road.

*Think about: Using different sentence starters eg, Suddenly, Quickly, Slowly; Using conjunctions to extend ideas eg, and, so, if, when, but, because; Using interesting adjectives to add description and verbs to explain what the animals are doing.*

Have you seen <https://www.booktrust.org.uk/books-and-reading/have-some-fun/storybooks-and-games/> where there are lots of lovely storybooks to read and games?

Can you write a book review about your favourite story you have read? (See attached sheet)

	<p>Read 'The Adventurer' Reading Comprehension Activity. <i>Please see attachment and adult guidance for 60 second reads.</i></p> <p>For children who often work with Mr Bishopp during guided reading, please read the story 'A Monster Surprise' and answer the questions about these.</p>
Spelling, Punctuation and Grammar	<p>This week we would like you to practise words using a y to make the 'I' sound</p> <p><b>Myth      gym      Egypt      mystery      symbol      mysterious      mystical</b></p> <p><b>Extra spelling challenge:</b> Go to <a href="https://spellingframe.co.uk/spelling-rule/9/2-The-I-sound-spelt-y-elsewhere-than-at-the-end-of-words">https://spellingframe.co.uk/spelling-rule/9/2-The-I-sound-spelt-y-elsewhere-than-at-the-end-of-words</a> where there are activities to help you learn the above words</p> <p><b>Grammar/Punctuation:</b> Have a look at the great punctuation activities to play online at <a href="https://www.topmarks.co.uk/english-games/7-11-years/punctuation">https://www.topmarks.co.uk/english-games/7-11-years/punctuation</a> Alternatively try the 'correct the punctuation' sheets – there are two differentiated sheets to try, one is correcting capital letters, full stops and question marks and the other one includes speech marks as well.</p> <p><b>Top tip:</b> Have you seen the <b>sirlinkalot</b> youtube spelling channel? It includes 20 minute sessions that cover lots of hints, tips and strategies to help you with your spellings. These free lessons are shown at 2pm every day, however they will stay on the site if you log on a bit later. Well worth a look! Head over to <a href="https://www.youtube.com/channel/UC4lR2hfjiv_9oQMpmSFWiNw">https://www.youtube.com/channel/UC4lR2hfjiv_9oQMpmSFWiNw</a></p>
Topic	<ul style="list-style-type: none"> <li>Please find the PE National Sports Week whole-school topic learning under Home Learning - Week Commencing 22/6/20 - Whole School Topic Learning on the website.</li> </ul>
Mindfulness	<ul style="list-style-type: none"> <li>Have a go at this week's mindfulness challenges! Take a moment to listen to all of the sounds around you and learning a great technique that helps you focus on your breathing.</li> <li>Don't forget to check out Boris and Dave's HeartSmart series:</li> <li><a href="https://www.verwoodfirst.dorset.sch.uk/page/?title=HeartSmart&amp;pid=235">https://www.verwoodfirst.dorset.sch.uk/page/?title=HeartSmart&amp;pid=235</a></li> </ul>
PE	<ul style="list-style-type: none"> <li>Challenge 9: Create your own challenge. Have a look at Mr Webb's new challenge and send in your PE challenges for the teachers to complete!</li> <li>You could also have a look at the Youth Sport Trust website, it has some activity cards and videos to follow: <a href="https://www.youthsporttrust.org/pe-home-learning">https://www.youthsporttrust.org/pe-home-learning</a></li> </ul>

Worship	<ul style="list-style-type: none"> <li>Each week we will be uploading a worship on a Monday and a Friday. These will be based on the Fruits of the Spirit and the 6Rs. Some worships may even feature a special guest!</li> <li>This week's worships will follow the theme of Faithfulness and Gentleness</li> <li><a href="https://www.verwoodfirst.dorset.sch.uk/page/?title=Worship&amp;pid=240">https://www.verwoodfirst.dorset.sch.uk/page/?title=Worship&amp;pid=240</a></li> </ul>
PSHE	<p>Dealing with Worries: Share the story The Huge Bag of Worries (<a href="https://www.youtube.com/watch?v=CDrnuPj7xfs">https://www.youtube.com/watch?v=CDrnuPj7xfs</a>). Can you answer these questions?</p> <p>What was Jenny worried about?</p> <p>What did she do with her worries?</p> <p>How did she feel?</p> <p>Did her worries go away?</p> <p>Who helped her deal with her worries?</p> <p>What could she do next time she has a worry?</p> <p>If you have any worries, have a go at using the Worry Cloud and doodle those worries away by drawing a picture of them.</p> <p>Dealing with Loss - Take a look at the Dealing with Loss PowerPoint and have a go at the elephant tea party activities.</p>
Special Educational Needs	<p>Please see Parents' Toolkit SEND for a wide range of information, support and activities to help you and your family during lockdown.</p> <p><a href="https://www.bbc.co.uk/bitesize/articles/zh9v382">https://www.bbc.co.uk/bitesize/articles/zh9v382</a></p>