

Year One (Sycamore Base suggested learning activities)

Week beginning: 22nd June 2020

Maths

Daily Mental Maths:

Have a go at some of the ideas below to improve your mental maths!

Counting and ordering

Can you continue the sequences below:

9, 8, 7, 6,

15, 16, 17, 18.....

25, 24, 23, 22,

10, 20, 30, 40,

Adding and Subtracting

<https://www.topmarks.co.uk/addition/robot-addition>

<https://www.topmarks.co.uk/learning-to-count/blast-off>

Money

➤ Would you rather have a 10p and a 5p or 4 lots of 5ps? Explain your reasons why.

All of the online activities can be found on BBC Bitesize, there are short videos and an activity for each one. Follow the link to access Year 1 lessons; <https://www.bbc.co.uk/bitesize/tags/zjpqqp3/year-1-lessons/1>

Lesson 1:

Online learning: BBC Bitesize Daily Lessons : Counting to 100

Offline Alternative:

Snakes and ladders is a great game to play to practise counting up and down within 100 or any board game that involves counting and adding. Alternatively, if you have a ball then start with any number within 100 and roll it to each other, each time someone gets the ball they have to say the next number. You can do this game whilst practising counting up or down.

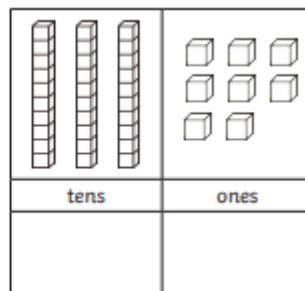
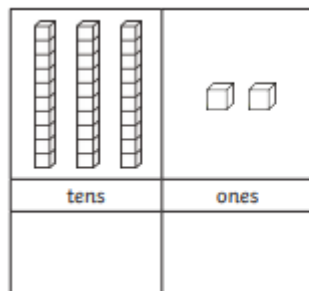
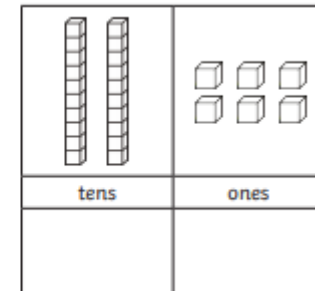
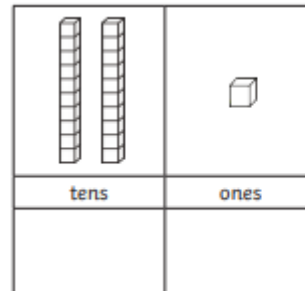
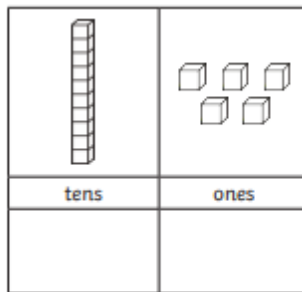
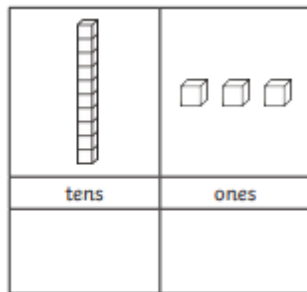
Make some number cards using paper eg, the numbers 8, 15, 22, 29, 34, 56, 75, 81. Hide them around the house and do a number hunt. When a number is found can you count on or back from that number?

Lesson 2:

Online activity: Partition tens and ones BBC Bitesize Daily Lessons <https://www.bbc.co.uk/bitesize/tags/zjpqqp3/year-1-lessons/1>

Offline Alternative:

Can you partition the 2 digit numbers below into tens and ones?



Lesson 3: Comparing objects to 100 BBC Bitesize Daily Lessons <https://www.bbc.co.uk/bitesize/tags/zjpqqp3/year-1-lessons/1>

Offline Alternative:

Using the questions below can you compare the numbers below with your child?

Can you read these words to me?

What does 'greater than' mean?

What does 'less than' mean?

What does 'equal to' mean?

Can you tell by looking which is the greatest?

Why/why not?


Should we look at the tens or the ones first to help us decide which is the greatest? Why?

is greater than	is less than	is equal to				
		<table border="1"> <tr><th>Tens</th><th>Ones</th></tr> <tr><td></td><td></td></tr> </table>	Tens	Ones		
Tens	Ones					
sixty-six		<table border="1"> <tr><td></td><td></td></tr> </table>				
<table border="1"> <tr><th>Tens</th><th>Ones</th></tr> <tr><td></td><td></td></tr> </table>	Tens	Ones				33
Tens	Ones					

Lesson 4:


- Online activity: **Comparing numbers to 100** BBC Bitesize Daily Lessons <https://www.bbc.co.uk/bitesize/tags/zjpqqp3/year-1-lessons/1>
- Offline activity: Using the symbols = < > can you compare the numbers below? Discuss which ones are biggest and how you know (looking at the tens digit first.)

a. 5 < 7	b. 10 ○ 10	c. 43 ○ 42
d. 12 ○ 8	e. 100 ○ 10	f. 32 ○ 32
g. 17 ○ 18	h. 71 ○ 69	i. 34 ○ 43
j. 88 ○ 88	k. 23 ○ 54	l. 78 ○ 77
m. 0 ○ 5	n. 34 ○ 90	o. 27 ○ 27



Lesson 5:

- Online activity: Challenge of the week
BBC Bitesize Daily Lessons <https://www.bbc.co.uk/bitesize/tags/zjpqqp3/year-1-lessons/1>
- Offline activity:



This number has 2 digits.

The ones digit is smaller than 4 but bigger than 2.

The tens digit does not have the numbers 1, 3, 4, 5, 6, 7, 8 or 9.

Maths fun:

In addition to the above learning, we have also attached some activities that you may want to do. These activities should be suitable for the whole family and incorporate some everyday maths opportunities. If you are able to, we would love for you to record what you have done, by either writing it in your yellow exercise book or taking some photos and sticking them in.

Maths Fun 1: Pebble counting

Maths Fun 2: number bond biscuits

The number has 2 digits.

The ones digit is bigger than 1 but smaller than 3.

The tens digit is smaller than 2.

It is smaller than 20.

It is bigger than 10.

BBC Bitesize have prepared the following English sessions for this week. Follow the link to access Year 1 lessons;
<https://www.bbc.co.uk/bitesize/tags/zjpqqp3/year-1-lessons/1>

Lesson 1:

- Online Learning: **Bitesize: Prefixes and Suffixes** <https://www.bbc.co.uk/bitesize/tags/zjpqqp3/year-1-lessons/1>
- Offline Alternative: Can you add the suffixes er and est to these root words - high, bright, light, tall, fast, long, small, short. Discuss the meanings of these new words. What is the difference between a light that is brighter than another light or a light that is the brightest of them all?
For an extra challenge can you use some in a full sentence?

Lesson 2:

- Online activity: **Bitesize: Comprehension** <https://www.bbc.co.uk/bitesize/tags/zjpqqp3/year-1-lessons/1>
- Offline alternative: Read one of your favourite stories with an adult. Can they answer some of these questions about the story?

Retrieval Questions with Rex

- Who is/are the main character(s)?
- When/where is this story set?
- Which is your favourite/worst/funniest/scariest part of the story? Why?
- Tell me three facts you have learnt from the text.
- Find the part where...



Lesson 3:

- Online activity: **Bitesize: National Writing Day** <https://www.bbc.co.uk/bitesize/tags/zjpqqp3/year-1-lessons/1>
- Offline activity:

If your toys were to come alive while you were asleep, what sort of things would they get up to?

Think about:

- the things they would say;
- the feelings they would have;
- the things they would do and places they would go to.




Check:

- capital letters and full stops;
- that every sentence makes sense;



Lesson 4:

- Online activity: **Using one armed robot letters** <https://www.bbc.co.uk/bitesize/tags/zjpqqp3/year-1-lessons/1>
- Offline activity:



Practise writing the one armed robot letters above in your best handwriting. Can you then write the following words; robe, plank, map, hand, bin, kind, run, sharp, stripy.

Lesson 5:

- Online activity: **Reading lesson: Ella Bella Ballerina and a Midsummer's Night Dream**
Or watch this retelling of the story 'Not now, Bernard!' at <https://literacytrust.org.uk/family-zone/birth-4/not-now-bernard/>
After listening to the story can you design and label your own monster?
- Offline activity:

Fairy Tale Times

Farmer Fred Grows An Enormous Turnip!


There was a surprise last night at the Fairy Tale town vegetable show. Farmer Fred had brought his enormous turnip to show the judges and it was the size of a car!

The farmer had planted his turnip in March. He worked hard to feed and water it every day. He was shocked by how big it grew.


The farmer needed the help of his wife and his grandchildren and even some of the farm animals to pull up the turnip. Then they had to move it to the show. Fred used his tractor to pull the turnip.



Read the text above. Can you answer the questions below?



1. Can you find another word in the text that means 'enormous'?



2. Where does the vegetable show take place?

3. Who is the first character that we meet in the text?



the farm animals
 Farmer Fred

the farmer's wife
 the farmer's grandchildren

4. Which fairy tale do you think this newspaper report is about?



The Gingerbread Man
 Goldilocks and the Three Bears

The Enormous Turnip
 The Princess and the Pea

Reading	<ul style="list-style-type: none"> • Visit the Oxford Owl website and read a book of your choice. You can search by age, level and book type. www.oxfordowl.co.uk/ (Login: Class Name: vfssycamore Password: VFS19) • Have you tried https://stories.audible.com/start-listen where children's audio books are currently free to listen to? • Think of a story you have recently read. Draw a character from that book, can you write 3 words underneath to describe what your character looks like? Can you write 3 words underneath to describe how your character acts or what their personality is like? • Reading Comprehension: Read the Planet Zog reading comprehension and answer the questions. There is a guidance for adults to support children with this.
Phonics KS1	<ul style="list-style-type: none"> • Learn Set Two Sounds: Watch daily Read Write Inc sessions. The Speed Sound & Word Time session starts at 10.00am and the Spelling starts at 10.15am. Each lesson is ten to fifteen minutes long and available for 24 hours. Once confident reading set 2 sounds feel free to progress on to set three sounds (Speed Sound & Word Time session starts at 10.30am and the Spelling starts at 10.45am). https://www.youtube.com/channel/UCo7fbLgY2oA_cFCI9GdxtQ • Phonics Play: Children can use the Phonics Play site without needing to subscribe. To access all their phonic resources and fun games, all you need to do is log on using the following details: Username: march20 Password: home • Continue with the June Phonics Activity Calendar (Phase 5): A fun PowerPoint full of quick spelling, sorting and reading activities for each day of the month. (See PowerPoint attached). • Topmarks has some fun phonics games on. Please visit https://www.topmarks.co.uk/english-games/5-7-years/letters-and-sounds • <u>Teach Your Monster to Read</u> Teach Your Monster to Read is an award-winning series of games that's helped millions of children learn to read. Play for free on their website or download the app for free! Covers everything from letters and sounds to reading full sentences. It's highly interactive and engaging!

Spelling, Punctuation & Grammar	<ul style="list-style-type: none"> • Spellings: This week we would like you to practise spelling and reading these words that all have the ue, u-e spelling in them: <div style="text-align: center;"> queue clue cube blue rude </div> • CHALLENGE: Can you put these words into alphabetical order using the alphabet strip below to help A B C D E F G H I J K L M N O P Q R S T U V W X Y Z • You could also complete the attached worksheet based around real and nonsense ue words • Grammar: Try the year 1 SPAG (spelling, punctuation and grammar) activity mat
Topic	<ul style="list-style-type: none"> • Please find the PE National Sports Week whole-school topic learning under Home Learning - Week Commencing 22/6/20 - Whole School Topic Learning on the website.
Mindfulness	<ul style="list-style-type: none"> • Have a go at this week's mindfulness challenges! Take a moment to listen to all of the sounds around you and learning a great technique that helps you focus on your breathing. • Don't forget to check out Boris and Dave's HeartSmart series: https://www.verwoodfirst.dorset.sch.uk/page/?title=HeartSmart&pid=235
PSHE	<p>Dealing with Worries: Share the story The Huge Bag of Worries (https://www.youtube.com/watch?v=CDrnuPj7xfs). Can you answer these questions?</p> <p>What was Jenny worried about?</p> <p>What did she do with her worries?</p> <p>How did she feel?</p> <p>Did her worries go away?</p> <p>Who helped her deal with her worries?</p>

	<p>What could she do next time she has a worry?</p> <p>If you have any worries, have a go at using the Worry Cloud and doodle those worries away by drawing a picture of them.</p> <p>Dealing with Loss - Take a look at the Dealing with Loss PowerPoint and have a go at the elephant tea party activities.</p>
Physical Activity	<ul style="list-style-type: none"> • Challenge 9: Create your own challenge. Have a look at Mr Webb's new challenge and send in your PE challenges for the teachers to complete! • You could also have a look at the Youth Sport Trust website, it has some activity cards and videos to follow: https://www.youthsporttrust.org/pe-home-learning
Worship	<ul style="list-style-type: none"> • Each week we will be uploading a worship on a Monday and a Friday. These will be based on the Fruits of the Spirit and the 6Rs. Some worships may even feature a special guest! • This week's worships will follow the theme of Faithfulness and Gentleness • https://www.verwoodfirst.dorset.sch.uk/page/?title=Worship&pid=240
Special Educational Needs & Disabilities	<p>Please see Parents' Toolkit SEND for a wide range of information, support and activities to help you and your family during lockdown.</p> <p>https://www.bbc.co.uk/bitesize/articles/zh9v382</p>