

Year Two (*Beech Base suggested learning activities*)

Week beginning: 22nd June 2020

Maths

Daily Mental Maths:

- Practise your two, five and ten times tables and division facts <https://ttrockstars.com/> (*use your personal login*)
- Using your 2, 5 and 10 times tables how many different ways can you make 20?
- Using addition and subtraction how many different ways can you make 20?
- Using coins, how many different ways can you make 20p? (Remember you could only use a 1p, 2p, 5p, 10p and 20p)

Maths fun:

In addition to the learning below, we have also attached some activities that you may want to do. These activities should be suitable for the whole family and incorporate some everyday maths opportunities. If you are able to, we would love for you to record what you have done, by either writing it in your yellow exercise book or taking some photos and sticking them in.

Maths Fun 1: Pebble counting

Maths Fun 2: number bond biscuits

BBC Bitesize have prepared the following maths sessions for this week: <https://www.bbc.co.uk/bitesize/tags/z7s22sg/year-2-lessons/1>

Lesson 1

- Online activity: **Measure length and height**

- Offline activity:

Can you use your hands and feet to measure long objects or distances around the house or in the garden? For an extra challenge try and estimate how long you think they will be first. See the table below for an idea of how to record it. What could you use to measure shorter distances?

| Object or distance | Estimate | Actual Length |
|---------------------------------------|----------|---------------|
| From one end of the garden to another | 15 steps | 12 steps |
| Storage box | 6 hands | 5 hands |
| | | |
| | | |

Lesson 2

- Online activity: **Compare length and height**
- Offline activity:

In Year 2 we use metres (m) and centimetres (cm) to measure length and height. A metre is a big measure – the door handles in your house will be about 1m off the ground, a tall person might be about 2m tall. A centimetre is a small measure. A grown up's fingernail is about 1cm wide. A 1p coin is about 2cm across.

Find 5 different objects in your house and put them in order from the shortest to the longest. Here is an example:

Shortest

Longest

Paperclip

Crayon

Phone

Toy digger

Dog



Using the width of your thumb as a guide, can you estimate how many centimetres (cm) long each object is?

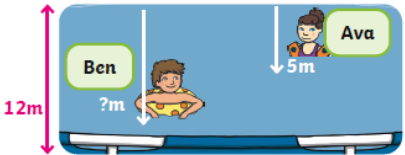
Now try to find some things that are different heights and arrange them in order of height. You could do this with the people in your house if they have time.

Lesson 3

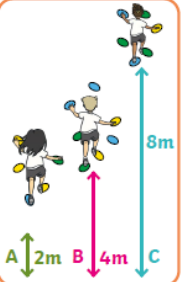
- Online activity: Solve problems involving height and length
- Offline activity:

Four Operations with Lengths

Ben has swum twice as far as Ava.
How far has he swum?



How far does each child have to swim to reach the end of the pool?

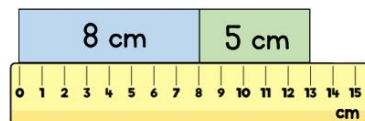


How many metres will A climb to catch up with C?

How many metres have they climbed altogether?


Can you write your own question?

- 1 Two strips of paper are placed end to end.



How much longer is the blue strip than the green strip?



- 2 Here is a toy giraffe and a toy elephant.



How much shorter is the elephant than the giraffe?

Lesson 4

- Online Activity: **Compare Mass**
- Offline Activity:

| | |
|---|---|
| <p>1a. True or false?</p>  <p>Explain your answer.</p> | <p>1b. True or false?</p>  <p>Explain your answer.</p> |
|---|---|

Lesson 5

- Online Activity: **Challenge of the Week**
- Offline Activity:

Libby has four snakes. They are called Arrow, Ben, Clara and Dan.

Arrow is shorter than Dan

Clara is longer than Ben.

Ben and Clara together are shorter than Arrow.

Can you put Libby's snakes in order from shortest to longest?



Katie measured the mass of all the items in her lunchbox using cubes. She recorded the results in a table.

| Item | Mass in Cubes |
|----------|---------------|
| sandwich | 25 |
| crisps | 12 |
| yoghurt | 22 |
| biscuit | 10 |
| apple | 30 |

Order the items from heaviest to lightest.

Which item is the second heaviest?

How many biscuits have the same mass as one apple?

Think of a question to ask a friend about this information.

BBC Bitesize have prepared the following English sessions for this week: <https://www.bbc.co.uk/bitesize/tags/z7s22sg/year-2-lessons/1>

Lesson 1

- Online Activity: **Verbs**
- Offline Activity: Can you find the verbs in each of the sentences below? When you have finished, choose 3 of the verbs and rewrite them in your own sentences changing them to be more interesting eg, instead of Daniel ran in the race you could have Daniel **sprinted** in the race

1. Daniel ran in the race.
2. Lilly danced for her exam.
3. Jessica read her favourite books.
4. The rabbit hopped away quickly when the car came past.
5. The sun shone brightly.
6. Guinea pigs eat fresh vegetables.
7. Fish swim in deep and shallow waters.


Read the sentences
and circle the verb
in each of them.



Lesson 2

- Online Activity: **Using first, second and third person**
- Offline Activity:

Write a diary entry as if you were a pirate finding some treasure. **Must** write in the first person using 'I'. **Should** write in the third person describing what happened when a pirate found some treasure – He, she, they. **Could** Try to make it sound exciting, use your exclamation marks and sentences or exciting adjectives to describe the place the treasure was found.



Lesson 3

- Online Activity: **National Writing Day**

- Offline Activity:

Must Draw some pirates, a ship, an island and some treasure. Cut them out and use them to make up a story.

Should Draw some pictures to tell your story. Do they follow a map to the treasure? Do they have to fight other pirates or sneak past the soldiers and guards? What treasure do they find?

Could choose some great openers and story language to use in your story.



Lesson 4

- Online Activity: **Using one armed robot letters in description**

- Offline Activity:

Must Use your plan and ideas from yesterday to write a short story about your pirate's adventures in full sentences.

Should focus on using adjectives to describe the pirate. Use the following words in your story to practise your one arm robot letters: bad, man, woman, arm, hand, hook, hair, hat, boots, stripy top, sharp knife, knobbly knees, pirate, patch, parrot, map, plank

Could use a range of punctuation and interesting word choices to make your writing more interesting

ai, ar, us, au, aw, er, ew, ir,
ur, ss, as, ea, ae, ee, ie, se, ue

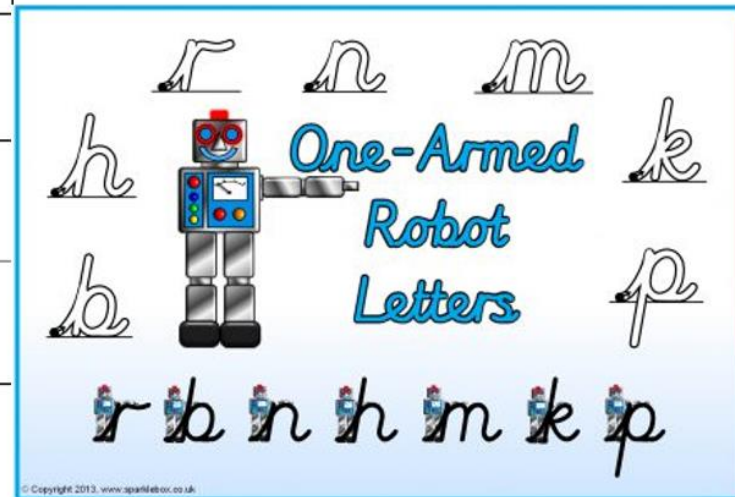
ou, vi, wi, xe, ere, oe, re, ure, ve,
we, oi, on, oo, ot, ov, ow, oa

ab, ul, it, ch, kn, ll, sh, th, ed, be, de, br

ol, wh, ot

ff, ph, qu, igh, ing, ng, squ, fe, ge, pe

op, oy



Lesson 5

- Online Activity: Reading lesson – **Ella, Bella Ballerina and A Midsummer's Night dream**
- Offline Activity: Read the story below about Pirate Pete and answer the questions, if it is too small then ask a grown up to read it to you. Further challenge: Can you continue the story?

Pirate Pete Loses His Hat

Susan Akass and Ben Cort

Pete was a pirate.  He had a parrot called Beaky.

Pete had a big pirate hat. 

One day the wind blew and blew.  It blew the ship up and down. 

"I don't like this wind", said Pete. "I don't like this wind", said Beaky.

The wind blew and blew. It blew the big hat into the sea. 

"Help, help!" said Pete. "I want my hat."

Pete got a telescope.  "I can't see my hat", he said.

"What can you see?" said Beaky. "I can see a whale", said Pete. 

"What can you see now?" said Beaky. "I can see a dolphin", said Pete. 


Beaky got a telescope. "I can see the hat", said Beaky. "Can you?" said Pete.

"Yes", said Beaky. "I can see a hat. And I can see a big shark!"  

"Thundering Cannonballs!" said Pete. 

Pirate Pete loses his hat Comprehension

1. Pete was a
a.) teacher
b.) parrot
c.) pirate
2. What was the name of Pete's parrot?
a.) Pecky
b.) Beaky
c.) Cannon
3. What blew the ship up and down?
a.) the wind
b.) the rain
c.) the sun
4. Where did Pirate's Pete hat get blown to?
a.) into the sky
b.) into the tree
c.) into the sea
5. Underline the 3 sea animals in this story: dog, whale, horse, shark, cat, dolphin
6. What happened to Pirate Pete's hat? _____

| | | |
|----------------------------------|--|---|
| <p>Fancy an extra challenge?</p> |  | <p>Making Predictions</p> <p>Have a look at this image. What do you think is going on? Who is the character? What are they looking at? What is on the other side of the hedge? Where does the tunnel go?</p> <p>Write down your thoughts and feelings.</p> |
| <p>Reading</p> | <ul style="list-style-type: none"> • Visit the Oxford Owl website and read books of your choice. You can search by age, level and book type. www.oxfordowl.co.uk/ (Login: Class Name: vfsbeech Password: VFS19). Alternatively there are a lot of free audio books at https://stories.audible.com/start-listen • Can you create a new character for your favourite story? Use the character contraption sheet to help you ! • Try the reading comprehension 'Celebrating the NHS' . There are differentiated questions if you want more of a challenge | |

- Learn Set Three Sounds: Watch daily Read Write Inc sessions. The Speed Sound & Word Time session starts at 10.30am and the Spelling starts at 10.45am. Each lesson is ten to fifteen minutes long and available for 24 hours.
https://www.youtube.com/channel/UCo7fbLgY2oA_cFCIg9GdxtQ
- Phonics Play: children can use the Phonics Play site without needing to subscribe. To access all their phonic resources and fun games, all you need to do is log on using the following details:
Username: march20 Password: home
- June Phonics Activity Calendar (Phase 5): A fun PowerPoint full of quick spelling, sorting and reading activities for each day of the month. *(See PowerPoint attached).*

Oxford Owl provides a useful guide on how to pronounce sounds and blend sounds together to read words.

<https://home.oxfordowl.co.uk/reading/learn-to-read-phonics/>

There are also some fun phonics games on topmarks

<https://www.topmarks.co.uk/english-games/5-7-years/letters-and-sounds>

| | |
|---------------------------------|--|
| Spelling, Punctuation & Grammar | <ul style="list-style-type: none"> • Spelling Pattern Focus: The 'u' sound spelt with a 'o' • <p style="text-align: center;">other mother brother another Monday nothing</p> <p style="text-align: center;"><i>(Can you use these in a sentence?)</i></p> <p style="text-align: center;">https://spellingframe.co.uk/spelling-rule/95/18-The%20sound-spelt-o</p> <ul style="list-style-type: none"> • Common Exception Words: Recap the six common exception words that you focused on last week. Now choose six more words from the year two common exception word list (<i>see attached</i>) and practise spelling them correctly. The spelling strategy list will remind you of fun ways to practise your spellings (<i>see attached</i>). Can you use these words in full sentences? • Handwriting – practise your cursive joins and writing on the handwriting sheets provided <p>Top tip: Have you seen the sirlinkalot YouTube spelling channel? It includes 20 minute sessions that cover lots of hints, tips and strategies to help you with your spellings. These free lessons are shown at 2pm every day, however they will stay on the site if you log on a bit later. Well worth a look! Head over to https://www.youtube.com/channel/UC4lR2hfjjv_9oQMpmSFWiNw</p> |
| Topic | <ul style="list-style-type: none"> • Please find the PE National Sports Week whole-school topic learning under Home Learning - Week Commencing 22/6/20 - Whole School Topic Learning on the website. |
| Worships | <ul style="list-style-type: none"> • Each week we will be uploading a worship on a Monday and a Friday. These will be based on the Fruits of the Spirit and the 6Rs. Some worships may even feature a special guest! • This week's worships will follow the theme of Faithfulness and Gentleness • https://www.verwoodfirst.dorset.sch.uk/page/?title=Worship&pid=240 |

| | |
|-------------------|---|
| Mindfulness | <ul style="list-style-type: none"> • Have a go at this week's mindfulness challenges! Take a moment to listen to all of the sounds around you and learning a great technique that helps you focus on your breathing. • Don't forget to check out Boris and Dave's HeartSmart series: https://www.verwoodfirst.dorset.sch.uk/page/?title=HeartSmart&pid=235 |
| Physical Activity | <ul style="list-style-type: none"> • Challenge 9: Create your own challenge. Have a look at Mr Webb's new challenge and send in your PE challenges for the teachers to complete! • You could also have a look at the Youth Sport Trust website, it has some activity cards and videos to follow: https://www.youthsporttrust.org/pe-home-learning |
| PSHE | <p>Dealing with Worries: Share the story The Huge Bag of Worries (https://www.youtube.com/watch?v=CDrnuPj7xfs). Can you answer these questions?</p> <p>What was Jenny worried about?</p> <p>What did she do with her worries?</p> <p>How did she feel?</p> <p>Did her worries go away?</p> <p>Who helped her deal with her worries?</p> <p>What could she do next time she has a worry?</p> <p>If you have any worries, have a go at using the Worry Cloud and doodle those worries away by drawing a picture of them.</p> <p>Dealing with Loss - Take a look at the Dealing with Loss PowerPoint and have a go at the elephant tea party activitie</p> |

Special
Educational
Needs &

Please see Parents' Toolkit SEND for a wide range of information, support and activities to help you and your family during lockdown.
<https://www.bbc.co.uk/bitesize/articles/zh9v382>