

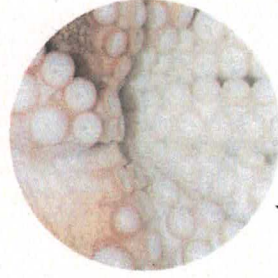


Springhead Activity Pack



Patterns in Nature



twinkl
www.twinkl.co.uk
Copyright © 2015 twinkl


Can you identify these patterns? Who or what do they belong to?

Natural Materials Cross

Supplies

- Twigs, up to 30-40cm in length
- Garden ties
- Leaves and flowers collected from the local area or fake flowers and leaves
- Other natural materials
- Scraps of ribbon or fabric

that might be found on a walk e.g. pieces of sheep's wool



1 Begin by grouping 4 or 5 longer branches or twigs together. These will form the vertical part of the cross.



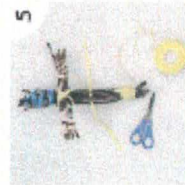
2 Use the garden ties to secure the branches together. Do this at either end and once or twice in the middle.



3 Next choose 4 or 5 twigs that are half the length of the first set; these will form the horizontal part of the cross. Tie these branches using garden ties, as before.




4 Place the two pieces of cross together at right angles, around two thirds of the way up the longer piece. Then secure them together using either garden ties or ribbon.



5 To decorate, weave pieces of ribbon around or through the branches



6 Also tuck and weave the stems of real or pretend flowers, along with leaves, into the structure of the cross. Continue to add natural materials to the cross, until it is covered.



7 Tie a thick piece of ribbon or fabric in a loop, going through the back of the cross, so that it can be hung up.

You could try to make one of these during the 'Garden Trail'. Please do not pick any flower though, you can use any you find on the ground

Whose poo?

Can you tell what animals live in and around the woods by their poo?

Badger



Look out for poo in shallow pits called 'latrines' (a badger toilet). It's sloppy if they've been eating lots of worms, firm and sausage-like if they've had other foods.

Fox



Fox poo looks a bit like dog poo. It's often a bit pointy at one end. Look out for fur in the poo, as well as feathers, tiny bones, seeds and berries.

Rabbit and hare



Look out for piles of little round balls of poo. Rabbits and hares eat a lot of grass, so their poo is made up of fibres. It's usually yellowy-brown or green in colour.

Deer



Look for piles of shiny, dark pellets, a bit pointy at one end. Deer ruminates - this means they regurgitate their food and chew it twice before full digestion, so their poo is very smooth and doesn't have lots of bits in it.

Otter



Otter poo is also called spraint. It usually contains fish bones, as well as feathers, seeds and berries. Find it near water where they live, often in the open on rocks and the riverbank.

Dog



Dogs often go for walks in the woods and their poo is sometimes left behind by careless owners. It had a very strong, nasty smell. It comes in all shades of brown and looks a bit sausage-like. Never touch dog poo, it contains very nasty bugs that could make you really ill.

Remember, never touch poo with your hands as it can contain nasty germs which could make you ill. If you want a closer look to see if the poo you find contains bones or fur, poke it with a stick instead to break it apart.

Photos: WTPL Badger: Reece Whyld, iStockphoto Dog: Alistair McCaskill, Wikimedia Commons Fox: Dominicus Johannes Bergsma, Rabbit: Tom Meijer, Deer: Ejdzzej, Otter: David Perez.

Start your own adventure at naturedetectives.org.uk

Fun stuff for kids, families and schools by the Woodland Trust, a charity registered in England & Wales (294344) and Scotland (SC038885) at Kempton Way, Grantham, NG31 6LL
© 2013 You may print and copy this sheet, in its entirety, for non-commercial purposes. Do not put this pdf on other websites - please link to our download page. Questions? 0800 026 9650



Wordsearch

R	E	T	F	A	L	M	L	E	A	F
O	N	W	O	O	D	S	H	T	B	S
O	P	A	R	P	E	O	B	L	R	I
T	R	E	E	L	B	R	A	N	C	H
S	B	F	S	A	H	I	R	S	U	T
E	I	H	T	R	U	N	K	M	L	A

Can you find all 8 words?

BARK

ROOTS

BRANCH

TREE

FOREST

TRUNK

LEAF

WOODS



Wordsearch



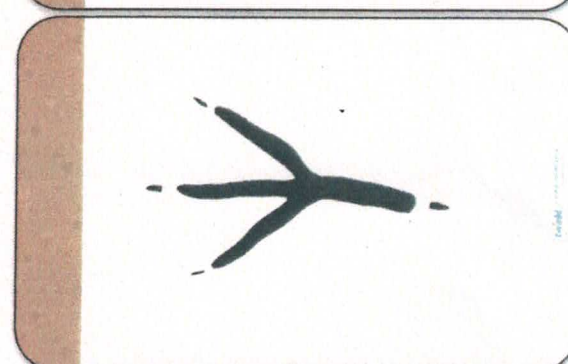

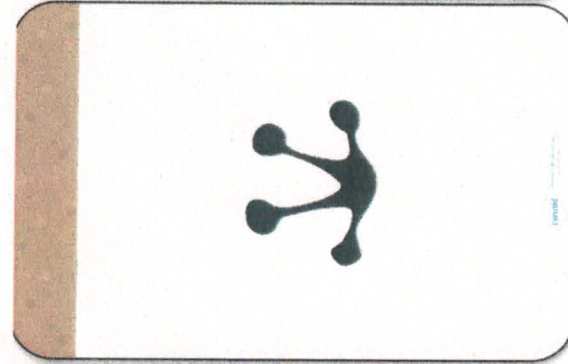

H	O	R	S	E	C	H	E	S	T	N	U	T	O	H	T	S	A
A	L	V	U	L	O	I	L	O	A	R	N	O	E	P	I	L	C
F	E	B	R	P	N	A	M	S	B	E	S	L	I	B	K	A	O
G	I	M	K	A	K	I	D	N	E	L	D	E	R	T	D	E	R
Y	V	E	T	G	E	C	Y	H	R	S	B	U	L	O	M	F	N
A	Y	O	L	S	R	T	E	V	R	B	S	P	A	F	W	H	P
S	P	A	H	D	U	S	X	N	I	L	I	E	J	L	B	A	L
H	E	L	P	A	M	O	N	C	E	S	L	C	H	Y	M	I	N
S	T	R	I	E	L	D	R	L	S	I	V	S	W	T	C	H	O
B	L	A	C	K	T	H	O	R	N	R	E	K	L	A	R	K	B
R	D	O	S	E	O	K	H	T	A	T	R	Y	T	D	L	E	L
A	W	B	E	L	Y	A	T	C	H	G	B	K	M	H	E	I	D
M	P	J	L	M	O	S	W	A	H	R	I	S	A	C	Z	D	O
B	K	Y	I	K	S	I	A	R	S	N	R	L	H	P	A	M	C
L	A	G	S	H	P	E	H	V	S	I	C	A	V	N	H	D	A
E	R	T	I	D	H	O	I	C	W	P	H	E	N	O	U	P	S
O	N	P	F	O	R	C	R	J	A	C	B	T	L	P	R	T	E
E	S	O	R	G	T	A	S	Y	C	A	M	O	R	E	M	I	S

Can you find the words in the grid? They're horizontal, vertical, diagonal, backwards and some bend in the middle!

- | | | | | |
|------|-------|---------|----------|----------------|
| ASH | ROWAN | SLOES | SYCAMORE | HORSE CHESTNUT |
| KEYS | BEECH | BERRIES | DOG ROSE | FIELD MAPLE |
| HIPS | HAWS | HAZEL | HAWTHORN | SILVER BIRCH |
| OAK | ELDER | HOLLY | BRAMBLE | BLACKTHORN |
| IVY | NUTS | CATKINS | CONKER | |



Who do you think these footprints belong to?







squirrel



butterfly



Animal den



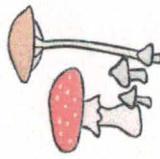
stream



birds



leaves



fungi



fox



Earth worm



rabbit



seeds



pinecone

Have you spotted any of these?

Wordsearch

R	E	T	F	A	L	M	L	E	A	F
O	N	W	O	O	D	S	H	T	B	S
O	P	A	R	P	E	O	B	L	R	I
T	R	E	E	L	B	R	A	N	C	H
S	B	F	S	A	H	I	R	S	U	T
E	I	H	T	R	U	N	K	M	L	A

Can you find all 8 words?

BARK

ROOTS

BRANCH

TREE

FOREST

TRUNK

LEAF

WOODS



Scavenger hunt



Summer

How many of these summer treasures can you find?

Whatever is growing on a tree (such as leaves, branches, flowers and seeds), the tree still needs it. Please collect only from the woodland floor.

'They love me, they love me not' daisy

Green hazelnuts and hazelnut shells

'What time is it?' dandelion clock

A leaf munched by a caterpillar

An untidily eaten cone (squirrel)

A neatly nibbled cone (mouse)

Colourful wing or tail feather

White, fluffy downy feather

A buttercup butter tester

Petals with spots or stripes

Scented petals

Blackberries

Four - leaf clover

Flower bud cases

5 different grasses




Start your own adventure at naturedetectives.org.uk

Our Summer Nature Walk!

I smell...



I see...



I feel...




I hear...




Our Summer Nature Walk!

I smell...



I see...



I feel...



I hear...



Observational Drawing: Top Drawing Tips

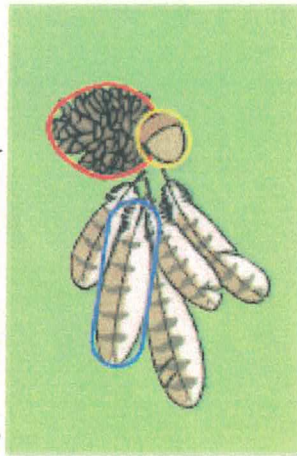


Look Closer

Take a closer look at what you are drawing.

- Is it rough or smooth? Shiny or dull?
- What colours is the object made up of?
- What markings can you see?

Try to include as much detail as possible!



Step Back

Take a look at the whole object.

- What is the overall shape?
- Is it made up of different shapes?
- Which details are the most important?

Think about the perspective of the object




Use Your Hands

If you can, pick up the object and feel it. Take care if it is fragile!

- What are the textures like?
- Is it rough or smooth?
- Is it hard or soft?

Think about how you might draw these textures



Compare Sizes

Take a look at each part of the object.

- Which parts are small?
- Which parts are large?
- How do the sizes of each part compare?

Try and draw the objects in proportion with each other.

Observational Drawing: Top Drawing Tips




Frame It

Use a frame to decide which parts to draw.

- Do you want to draw the whole object or just one part?
- Which parts are the most interesting?

Use your frame to get a good composition.



Keep Looking

Look at your object and compare it to your drawing.

- Are the proportions correct?
- Have you missed anything?

Keep looking at the object to make sure your drawing is accurate.



Light and Shade

Look at the shadows on the object that you are drawing.

- Where is the light source?
- What shadows can you see?
- Which areas are light and which are dark?

Show the shadow and light to create contrast




Thick and Thin

Use thick and thin lines.

- Where are the edges of your object?
- Are there any fine details that need thinner lines?

Change the weight of your line to add form to your drawing.

BRITISH BIRDS (name the bird and match it to food and habitat)



.....

.....

.....

Food

Insects Seeds Meat Fish Vegetation Nuts Worms Frogs Snails

Habitat

Woodland marsh/mudflats rivers/lakes sea/coastline farmland moors/mountains parklands/gardens

Moors Valley





















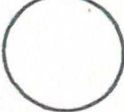
Country Park and Forest



Nature's alphabet

Tick the ones you have found or use some double-sided tape to stick them onto your sheet

Can you find a natural object for every letter of the alphabet?

<p>Alder leaf <input type="checkbox"/></p>  <p>a <input type="checkbox"/></p>	<p><input type="checkbox"/></p>  <p>b <input type="checkbox"/></p> <p>Buttercup</p>	<p>Something crispy and crunchy <input type="checkbox"/></p> <p>c <input type="checkbox"/></p>	<p><input type="checkbox"/></p>  <p>d <input type="checkbox"/></p> <p>Daisy</p>	<p>e <input type="checkbox"/></p>  <p><input type="checkbox"/></p> <p>Something partly eaten</p>	<p>f <input type="checkbox"/></p>  <p><input type="checkbox"/></p> <p>Feather</p>
<p>Something green <input type="checkbox"/></p>  <p>g <input type="checkbox"/></p>	<p>Hawthorn <input type="checkbox"/></p> <p>leaf</p>  <p>h <input type="checkbox"/></p>	<p>i <input type="checkbox"/></p>  <p><input type="checkbox"/></p> <p>Ivy leaf</p>	<p>Something juicy <input type="checkbox"/></p>  <p>j <input type="checkbox"/></p>	<p>Something knobbly</p> <p>k <input type="checkbox"/></p> 	<p>l <input type="checkbox"/></p>  <p><input type="checkbox"/></p> <p>Something long and thin</p>
<p>m <input type="checkbox"/></p> <p>Some moss</p> 	<p>n <input type="checkbox"/></p>  <p>Something that makes a noise <input type="checkbox"/></p>	<p>o <input type="checkbox"/></p>  <p>Something orange</p>	<p>p <input type="checkbox"/></p>  <p>Something prickly</p>	<p>q <input type="checkbox"/></p>  <p>Oak leaf (scientific name <i>Quercus</i>)</p>	<p>Something rough</p> <p>r <input type="checkbox"/></p> 
<p>s <input type="checkbox"/></p> <p>A smooth stone</p> 	<p>Something ticky <input type="checkbox"/></p> <p>t <input type="checkbox"/></p> 	<p>u <input type="checkbox"/></p>  <p>Something unsymmetrical</p>	<p>v <input type="checkbox"/></p> <p>Something very small</p>	<p>Something white</p> <p>w <input type="checkbox"/></p> 	<p>x y z</p> <p>Something yellow</p> <p><input type="checkbox"/></p> 