

Year One (Sycamore Base suggested learning activities)

Week beginning: 6th July 2020

Maths

Daily Mental Maths:

Have a go at some of the ideas below to improve your mental maths!

Go to the topmarks Daily 10 mental maths challenges. Select level 1 and your topic and it will test your mental maths skills. Little and often is key!

<https://www.topmarks.co.uk/maths-games/daily10>

Number bonds

<https://www.topmarks.co.uk/maths-games/hit-the-button> to work on your number bonds

Try these questions...

Tick all the 3d shapes below.



How many more frogs than spiders?



How many legs do 3 frogs have?

$80 + 6$

I buy 2 pads of paper. Each pad has 10 sheets.

How many sheets have I bought?

All of the online activities can be found on BBC Bitesize, there are short videos and an activity for each one. Follow the link to access Year 1 lessons; <https://www.bbc.co.uk/bitesize/tags/zjpqqp3/year-1-lessons/1>

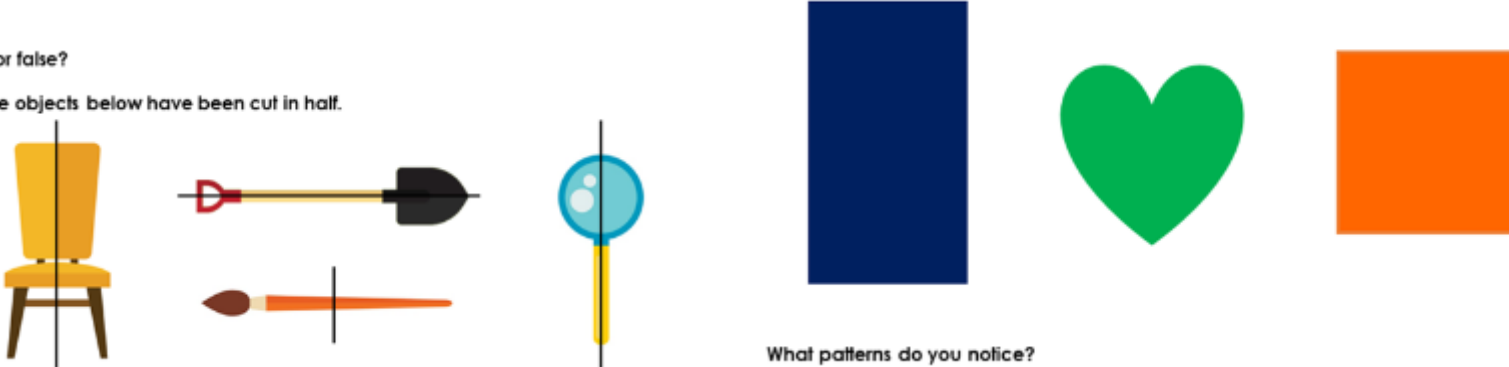
Lesson 1:

Online learning: BBC Bitesize Daily Lessons : Finding half of objects

Offline Alternative:

1. How many different ways can you halve the images below?

4. True or false?
All of the objects below have been cut in half.



What patterns do you notice?

Lesson 2: Finding half of amounts

Online activity: BBC Bitesize Daily Lessons <https://www.bbc.co.uk/bitesize/tags/zjpqqp3/year-1-lessons/1>

Offline Alternative:

Can you find a half of the numbers below? Use concrete objects from around the house to help you

Half of...

1. 10



2. 8



3. 12



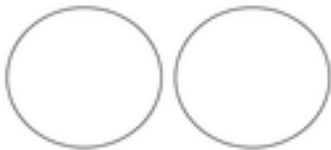

4. 16



5. 18



6. 20



Lesson 3: Finding quarters of objects BBC Bitesize Daily Lessons <https://www.bbc.co.uk/bitesize/tags/zjpqqp3/year-1-lessons/1>

Offline Alternative: Which shapes below are divided into quarters? Explain how you know. Can you fold a piece of paper into quarters? Explain how you did it.

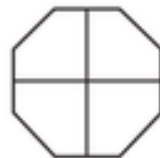


One shape can be divided into 4 **equal** parts OR 4 **quarters** that are the same.

$$1 = \frac{1}{4} + \frac{1}{4} + \frac{1}{4} + \frac{1}{4}$$



Circle the shapes that show **quarters**. Color $\frac{1}{4}$ of each shape you circled.



Lesson 4:

- Online activity: **Finding quarters of objects** BBC Bitesize Daily Lessons <https://www.bbc.co.uk/bitesize/tags/zjpqqp3/year-1-lessons/1>
- Offline activity:
Find some objects around your house eg, 8 socks; can you share these into 4 equal groups? What is $\frac{1}{4}$ of 8? Repeat the same activity with 4, 16, 12 and 20 objects and find a quarter

Lesson 5:

- Online activity: Challenge of the week
BBC Bitesize Daily Lessons <https://www.bbc.co.uk/bitesize/tags/zjpqqp3/year-1-lessons/1>
- Offline activity:

Jane made 10 cupcakes and Lisa took half to school.

How many did Lisa take to school?



Joe has 12 slices of pizza. He shares $\frac{1}{2}$ with Ashley. How many slices do they have each?



Jim kicks 8 footballs. $\frac{1}{2}$ go into the net. How many goals did he score?



Emma bakes 16 cookies. She eats $\frac{1}{4}$ of them. How many does she eat?



Tom finds 12 acorns outside. He gives $\frac{1}{4}$ to Anna. How many does Anna get?



Maths fun:

In addition to the above learning, we have also attached some activities that you may want to do. These activities should be suitable for the whole family and incorporate some everyday maths opportunities. If you are able to, we would love for you to record what you have done, by either writing it in your yellow exercise book or taking some photos and sticking them in.

Maths Fun 1: yes or no **Maths Fun 2: telling the time**

BBC Bitesize have prepared the following English sessions for this week. Follow the link to access Year 1 lessons;
<https://www.bbc.co.uk/bitesize/tags/zjpqqp3/year-1-lessons/1>

Lesson 1:

- Online Learning: **Bitesize: Action Words** <https://www.bbc.co.uk/bitesize/tags/zjpqqp3/year-1-lessons/1>
- Offline Alternative: Verbs are action words. Look at the seaside photographs from the past below. What are the people doing? Write some sentences and highlight the verbs (doing words) in your sentences. E.g. I can see children **building** sandcastles. He is **riding** a donkey. What do you like to do at the beach? How does this compare to the past? Write sentences about your day at the beach. Remember to punctuate your sentences correctly.





Lesson 2:

- Online Learning: **Bitesize: Describing Words** <https://www.bbc.co.uk/bitesize/tags/zjpqqp3/year-1-lessons/1>
- Offline Alternative: Look at the seaside postcard below. Write your own postcard message and describe a beautiful day at the beach. eg. It's great here! There are tall palm trees swaying in the breeze and a bright sun shining on the twinkling blue sea. etc.




Dear children,

I am having a lovely time at the seaside! Today I went swimming in the sea – it was a bit cold but it was really fun! I also built a really big sandcastle and put a flag on the top. I am going to look for some shells to put on my sandcastle now and then I am going to get an ice cream. What do you like to do at the seaside? What creatures do you think I'll see when I'm looking for shells? I wonder if I'll see a crab!

Wish you were here!

From Buttons the Bear



Name of School _____

Street Name _____

Town _____

County _____

Postcode _____



twinkl.com

Lesson 3:

- Online activity: **Bitesize: tbc (not yet confirmed by bitesize)** <https://www.bbc.co.uk/bitesize/tags/zjpqqp3/year-1-lessons/1>
- Offline activity: Create a poster for Bournemouth beach to encourage people to keep the beach tidy and take their rubbish home. Use capital letters to make sure your message is clear and strong.



**DON'T LEAVE
RUBBISH
IN OUR WOODS
TAKE IT
HOME!**

Lesson 4:

- Online activity: **tbc (not yet confirmed by bitesize)** <https://www.bbc.co.uk/bitesize/tags/zjpqqp3/year-1-lessons/1>
- Offline activity:
Write a senses poem about the beach. Imagine you are at the seaside. write a poem of 5 lines. What can you see, hear, smell, feel and taste? Try to use adjectives (describing words) and the word “and” to extend your sentences.

My Seaside Senses Poem

I can see _____

I can hear _____

I can smell _____

I can feel _____

I can taste _____

The worksheet features a beach-themed border with illustrations of a lighthouse, seagulls, a beach chair, a beach ball, a sandcastle, and a beach umbrella. A small 'Feedback image' watermark is visible on the right side.

	<p>Lesson 5:</p> <ul style="list-style-type: none">• Online activity: Reading lesson:• Offline activity: Read the text on the postcard on lesson 2 and answer these comprehension questions; Who wrote the post card? What did they do? List the verbs that tell you what they did at the seaside. What will they do after they have decorated their sandcastle? Find 2 questions in the text and answer them. Read the description of the sandcastle. What do you think it will look like when it is finished? Draw the finished sandcastle.
Reading	<ul style="list-style-type: none">• Visit the Oxford Owl website and read a book of your choice. You can search by age, level and book type. www.oxfordowl.co.uk/ (Login: Class Name: vfssycamore Password: VFS19)• Have you tried https://stories.audible.com/start-listen where children's audio books are currently free to listen to?• Try the 'Cook up a character' sheet• Reading Comprehension: Try the Spring time reading comprehension• https://www.youtube.com/watch?v=34UihBwASD8 Hear the lovely book 'Where are you?' is read aloud

Phonics KS1	<ul style="list-style-type: none"> Learn Set Two Sounds: Watch daily Read Write Inc sessions. The Speed Sound & Word Time session starts at 10.00am and the Spelling starts at 10.15am. Each lesson is ten to fifteen minutes long and available for 24 hours. Once confident reading set 2 sounds feel free to progress on to set three sounds (Speed Sound & Word Time session starts at 10.30am and the Spelling starts at 10.45am). https://www.youtube.com/channel/UCo7fbLgY2oA_cFCI9GdxtQ Phonics Play: Children can use the Phonics Play site without needing to subscribe. To access all their phonic resources and fun games, all you need to do is log on using the following details: Username: march20 Password: home Continue with the daily activities on the July phonics powerpoint. Follow this website link https://www.education.com/games/word-patterns/ and sign up for free to access lots of great, free phonics games <u>Teach Your Monster to Read</u> Teach Your Monster to Read is an award-winning series of games that's helped millions of children learn to read. Play for free on their website or download the app for free! Covers everything from letters and sounds to reading full sentences. It's highly interactive and engaging!
Spelling, Punctuation & Grammar	<ul style="list-style-type: none"> Spellings: This week we would like you to practise spelling and reading these words that all have the long vowel sound 'ee' in them, these words are spelt either ee or ea <p style="text-align: center;">green seed weed been bean clean each beach</p> CHALLENGE: Been and bean are homophones meaning they sound the same but have different meanings and spellings. Can you find out the meaning of both these words and use them correctly in two different sentences? Try the 'ee' worksheet and the 'ea' phoneme spotter postcard where you have to colour in every time you see a word with 'ea' in .

Topic	<ul style="list-style-type: none"> Please find the Wimbledon tennis tournament whole-school topic learning under Home Learning - Week Commencing 6/7/20 - Whole School Topic Learning on the website.
Mindfulness	<ul style="list-style-type: none"> This week's mindfulness activity focuses on positivity. Have a go at the 'Roll a Positive Question' game. Don't forget to check out Boris and Dave's HeartSmart series: https://www.verwoodfirst.dorset.sch.uk/page/?title=HeartSmart&pid=235
PSHE	<p>Wellbeing: Take a look at the KS1 Wellbeing PowerPoint. It talks about the importance of breathing to help you relax. Once you've watching the breathing exercises on Slide 4, can you create a booklet to help other people with ideas on how to relax?</p> <p>Keeping Safe Online: Take a look at the KS1 Keeping Safe Online PowerPoint. Work your way through the activities and then design your very own Safe Online Superhero!</p> <p>For more resources all about staying safe online, please visit our website https://www.verwoodfirst.dorset.sch.uk/page/?title=E%2DSafety&pid=74 </p>
Physical Activity	<ul style="list-style-type: none"> Challenge 11: Tuck in Tuck Out. Have a look at Mr Webb's new challenge and send in your PE challenges for the teachers to complete! You could also have a look at the Youth Sport Trust website, it has some activity cards and videos to follow: https://www.youthsporttrust.org/pe-home-learning
Worship	<p>Each week we will be uploading a worship on a Monday and a Friday. These will be based on the Fruits of the Spirit and the 6Rs. Some worships may even feature a special guest!</p> <p>This week's worships will follow the theme of Responsibility and Resilience!</p> <p>https://www.verwoodfirst.dorset.sch.uk/page/?title=Worship&pid=240</p>

Please see Parents' Toolkit SEND for a wide range of information, support and activities to help you and your family during lockdown.

<https://www.bbc.co.uk/bitesize/articles/zh9v382>