


**Year Two (Beech Base suggested learning activities)**

**Week beginning: 6<sup>th</sup> July 2020**

Maths

**Daily Mental Maths:**

- Practise your two, five and ten times tables and division facts <https://ttrockstars.com/> (use your personal login)
- <https://www.topmarks.co.uk/maths-games/hit-the-button> practise your number bonds and your 2,5,10 x tables
- Try the questions below:

1) Circle all the odd numbers.	
18 26 35 42 50 61	
2) What is the next number? 5 10 15 20 25 30 ____	
3) Add together 7, 8 and 2.	
4) How many <b>vertices</b> ? 	
5) How many FIVES are worth 2 TENS?	
6) $8 + \underline{\quad} = 13$	
7) How many TENS make 70p?	

**Maths fun:**

In addition to the learning below, we have also attached some activities that you may want to do. These activities should be suitable for the whole family and incorporate some everyday maths opportunities. If you are able to, we would love for you to record what you have done, by either writing it in your yellow exercise book or taking some photos and emailing them to us

**Maths Fun 1: yes or no**

**Maths Fun 2: telling the time**

BBC Bitesize have prepared the following maths sessions for this week: <https://www.bbc.co.uk/bitesize/tags/z7s22sg/year-2-lessons/1>

### Lesson 1

- Online activity: **Finding a quarter of an amount**
- Offline activity: Finding a quarter of an amount is like sharing the amount equally between four people and seeing how much each person gets. For example, if you have 8 cars and you share them equally between 4 people, each person would get 2 cars. We write a quarter like this  $\frac{1}{4}$ . The 4 at the bottom (the denominator) shows the number is divided into four groups and the 1 at the top (the numerator) shows that we need to know how many are in one of the groups. So  $\frac{1}{4}$  of 8 = 2. Try working out a quarter of these amounts. If you get stuck, use counters or other objects to help. Divide them into four equal groups and count one group.

$$\frac{1}{4} \text{ of } 12 = \quad \frac{1}{4} \text{ of } 4 =$$

$$\frac{1}{4} \text{ of } 16 = \quad \frac{1}{4} \text{ of } 20 =$$

$$\frac{1}{4} \text{ of } 24 = \quad \frac{1}{4} \text{ of } 28 =$$

$$\frac{1}{4} \text{ of } 40 = \quad \frac{1}{4} \text{ of } 36 =$$

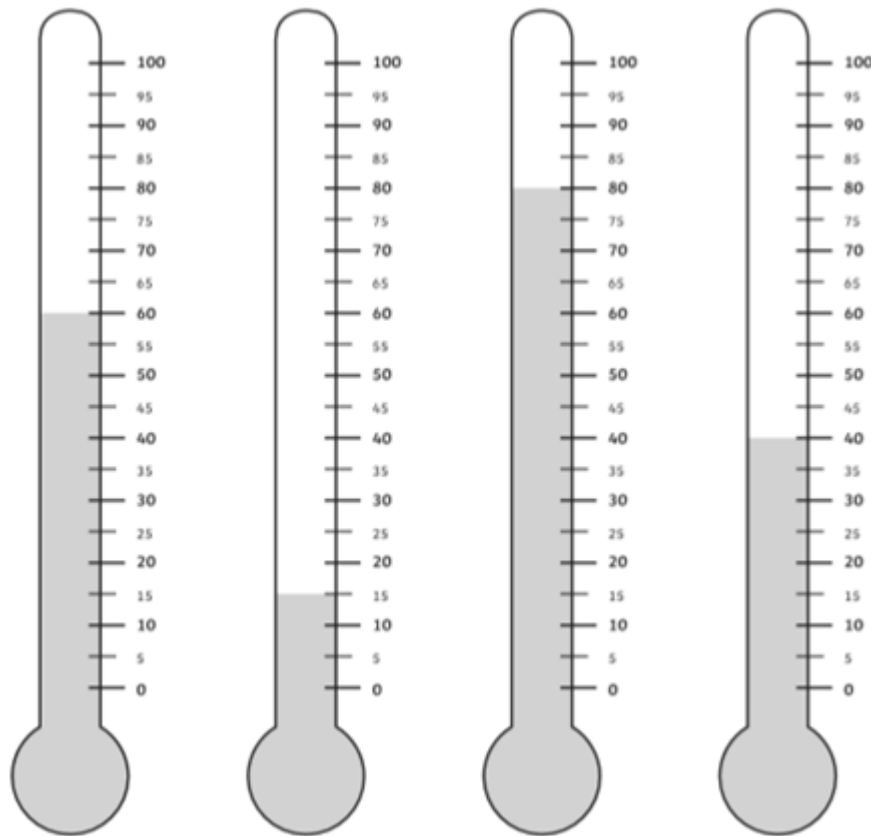
$$\frac{1}{4} \text{ of } 32 = \quad \frac{1}{4} \text{ of } 44 =$$

## Lesson 2

- Online activity: **Temperature**
- Offline activity:

Temperature is measured in degrees Celsius ( $^{\circ}\text{C}$ ). Water freezes at  $0^{\circ}\text{C}$  and boils at  $100^{\circ}\text{C}$ . If you have a thermometer at home, you could try putting it in warm water and cold water and seeing what temperature it reads in each one. If it's an electronic thermometer, ask if you can find out the temperatures of different members of your family.

Try reading the temperature on these thermometers.



Fascinating fact: Water boils at lower temperatures at the top of mountains. At the top of Mount Everest, water boils at around  $70^{\circ}\text{C}$ . This is because the air pressure is lower.

### Lesson 3

- Online activity: **Time o'clock and half past**
- Offline activity:

Remember that when the minute hand (the long hand) is on 12 it is something o'clock. The hour hand (short hand) tells you what o'clock it is. When the minute hand is on 6, it is half past the hour. Look at which hour the hour hand has just gone past to find out which hour it is half past




#### Lesson 4

- Online Activity: **o'clock and half past**
- Offline Activity:

Write the time that is **1 hour before** the time on each clock.



\_\_\_\_\_



\_\_\_\_\_



\_\_\_\_\_

Write the time that is **1 hour after** the time on each clock.



\_\_\_\_\_



\_\_\_\_\_



\_\_\_\_\_

## Lesson 5

- Online Activity: **Challenge of the Week**
- Offline Activity:

Class 2 were recording the temperatures of 2 classes at different times of the day.

Two classrooms, in the same building, had a difference of  $6^{\circ}\text{C}$  at 12 noon. Why might this be?

Pat is organising her teddy bears. She donates  $\frac{1}{4}$  of them to charity. How many bears did she have left?

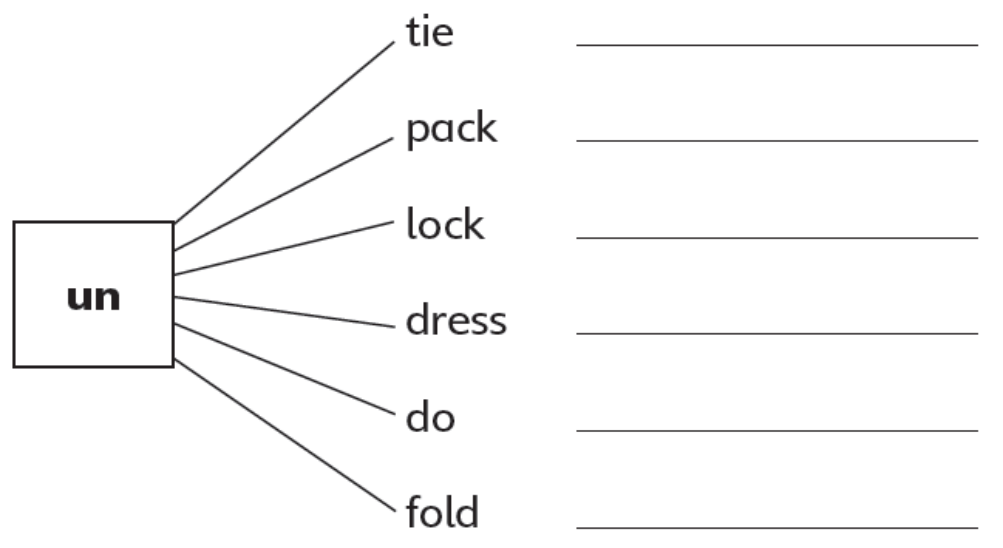


Put these times in order, Could they go in a different order? Explain what you think.

All of the online activities can be found on BBC Bitesize, there are short videos and an activity for each one. Follow the link to access Year 1 lessons; <https://www.bbc.co.uk/bitesize/tags/zjpqqp3/year-1-lessons/1>

### Lesson 1

- Online Activity: **Action words**
- Offline Activity: Verbs are action or doing words. For example: run, walk, skip, sing, dig. We can add the prefix un- to some verbs to change them to mean the opposite. (You would have learned about this prefix in Year 1). Try adding this prefix to the following words:



Next, have a go at changing these verbs into the present tense so that they are happening now and not in the past:

	<table><tr><th>Past tense</th><th>Present tense</th></tr><tr><td>looked</td><td></td></tr><tr><td>slept</td><td></td></tr><tr><td>swam</td><td></td></tr><tr><td>were</td><td></td></tr><tr><td>sat</td><td></td></tr></table>	Past tense	Present tense	looked		slept		swam		were		sat		
Past tense	Present tense													
looked														
slept														
swam														
were														
sat														



## Lesson 2

- Online Activity: **Adjectives**
- Offline Activity:

Adjectives are words we use to describe nouns. Imagine a monster has invited you to their house for tea and complete the sentences using adjectives to make an interesting short story.

I went for tea at a monster's house.

The soup was \_\_\_\_\_.

The pizza was \_\_\_\_\_.

The pudding was \_\_\_\_\_.

I looked around the \_\_\_\_\_ monster's \_\_\_\_\_.

The kitchen was \_\_\_\_\_ and \_\_\_\_\_.


The spare bedroom was \_\_\_\_\_ but \_\_\_\_\_.

The garden was \_\_\_\_\_, \_\_\_\_\_ and \_\_\_\_\_.

I stayed the night.

The bed was \_\_\_\_\_.

The breakfast was \_\_\_\_\_, \_\_\_\_\_ and \_\_\_\_\_.



Here are some helpful adjectives you could include:

**strange odd disgusting slimy uncomfortable tasteless revolting terrifying bright green orange purple**

### Lesson 3

- Online Activity: **tbc ( not yet confirmed by bitesize)**
- Offline Activity: **Contractions** - Contractions are made by joining two words together. The missing letters are replaced with the apostrophe. Can you match these contractions to their original words?

■ Match these words to the correct word with an apostrophe.

I am
I will
I have
she is
she will
she has not

she's
I'm
she'll
I'll
she hasn't
I've

Dictation: Ask a grown up to read the following sentences with contraction in. Can you spell the words accurately and put the apostrophe in the correct place to show where the missing letters are when a contraction word is made?

I don't like playing outside in the rain.  
I haven't made a cake today.  
If I can't do something I will try again.  
I shouldn't forget my coat if it's raining.

#### Lesson 4

- Online Activity: **ttc (not yet confirmed by bitesize)**
- Offline Activity:

Using Adverbs - Watch the clip about adding the suffix -ly to create adverbs. <https://www.youtube.com/watch?v= 5ehfoEJwLg>

Noun	Verb	Adverb
The doctor	sang	carefully
Sam	purred	gently
Tiger	stirred	madly
Everyone	danced	mysteriously
The witch	listened	angrily

Activity: Make your own silly sentences by choosing a word or phrase from each box. Write your sentences carefully. Can you change where you place the adverb (word ending -ly) and will the sentence still make sense? You could extend your sentences using conjunctions too (and but because if when that or).

Example: The doctor danced madly.

## Lesson 5

- Online Activity: **Reading lesson**
- Offline Activity: Read the newspaper extract from Fairytale Kingdom (see below) and then answer the questions all about prediction.

### Newspaper Extract from Fairytale Kingdom

There is great happiness in the kingdom today as the prince has found the woman of his dreams. Prince Charming, who still lives at home in the palace with his parents, went from door to door yesterday in search of the lady who lost her glass slipper at the Midnight Ball.

After a long and tiring day, he found Cinderella, aged twenty-four, at the home of her wicked stepmother. The slipper fit perfectly. Huge celebrations are planned to celebrate the good news, with a national holiday for all of the people in the city. Grand parties have been planned for throughout the month.

### Prediction Questions


1. What might Prince Charming and Cinderella do next?
2. What other things might be mentioned in the Fairy Tale Report newspaper?
3. What do you think the wicked stepmother will say when she finds out? Explain your answer.



### Making a Star

Using this picture, explain how stars are made.

- What are stars made from?
- Is this man the only person making stars?
- Are there any specific tools or equipment needed to make stars?
- How do the stars get into the sky when they're ready?
- How long do they last?
- Are there any warnings or tips for people who may want to try it?



- Visit the Oxford Owl website and read books of your choice. You can search by age, level and book type. [www.oxfordowl.co.uk/](http://www.oxfordowl.co.uk/) (Login: Class Name: vfsbeech Password: VFS19). Alternatively there are a lot of free audio books at <https://stories.audible.com/start-listen>
- <https://www.youtube.com/watch?v=34UihBwASD8> Hear the lovely book 'Where are you?' is read aloud
- Can you try the word retrieval 'badger' reading activity?
- Try the reading comprehension 'Trick or treat.'

- Learn Set Three Sounds: Watch daily Read Write Inc sessions. The Speed Sound & Word Time session starts at 10.30am and the Spelling starts at 10.45am. Each lesson is ten to fifteen minutes long and available for 24 hours.  
[https://www.youtube.com/channel/UCo7fbLgY2oA\\_cFCIg9GdxtQ](https://www.youtube.com/channel/UCo7fbLgY2oA_cFCIg9GdxtQ)
- Phonics Play: children can use the Phonics Play site without needing to subscribe. To access all their phonic resources and fun games, all you need to do is log on using the following details:  
Username: march20 Password: home
- July Phonics Activity Calendar (Phase 5): A fun PowerPoint full of quick spelling, sorting and reading activities for each day of the month. *(See PowerPoint attached)*.
- *Oxford Owl provides a useful guide on how to pronounce sounds and blend sounds together to read words.*  
<https://home.oxfordowl.co.uk/reading/learn-to-read-phonics/>
- Follow this website link <https://www.education.com/games/word-patterns/> and sign up for free to access lots of great, free phonics games

Spelling, Punctuation & Grammar	<ul style="list-style-type: none"> <li>• <b>Spelling Pattern Focus:</b> The 'ee' sound spelt 'ey'</li> </ul> <p style="text-align: center;"><b>key   donkey   monkey   valley   chimney   trolley   journey   alley</b></p> <p style="text-align: center;"><i>(Can you use these in a sentence?)</i></p> <ul style="list-style-type: none"> <li>• <a href="https://spellingframe.co.uk/spelling-rule/96/19-The-sound-spelt-ey">https://spellingframe.co.uk/spelling-rule/96/19-The-sound-spelt-ey</a></li> <li>• <b>Challenge: Can you put the spellings above into alphabetical order using the strip below to help</b></li> </ul> <p style="text-align: center;">A   B   C   D   E   F   G   H   I   J   K   L   M   N   O   P   Q   R   S   T   U   V   W   X   Y   Z</p> <ul style="list-style-type: none"> <li>• Try the year 2 SPAG mat (spelling, punctuation and grammar activity.)</li> </ul> <p><b>Top tip:</b> Have you seen the <b>sirlinkalot</b> YouTube spelling channel? It includes 20 minute sessions that cover lots of hints, tips and strategies to help you with your spellings. These free lessons are shown at 2pm every day, however they will stay on the site if you log on a bit later. Well worth a look! Head over to <a href="https://www.youtube.com/channel/UC4lR2hfjiv_9oQMpmSFWiNw">https://www.youtube.com/channel/UC4lR2hfjiv_9oQMpmSFWiNw</a></p>
Topic	<ul style="list-style-type: none"> <li>• Please find the Wimbledon whole-school topic learning under Home Learning - Week Commencing 6/7/20 - Whole School Topic Learning on the website.</li> </ul>
Worships	<ul style="list-style-type: none"> <li>• Each week we will be uploading a worship on a Monday and a Friday. These will be based on the Fruits of the Spirit and the 6Rs. Some worships may even feature a special guest!</li> <li>• This week's worships will follow the theme of Responsibility and Resilience!</li> <li>• <a href="https://www.verwoodfirst.dorset.sch.uk/page/?title=Worship&amp;pid=240">https://www.verwoodfirst.dorset.sch.uk/page/?title=Worship&amp;pid=240</a></li> </ul>



Mindfulness	<ul style="list-style-type: none"> <li>• This week's mindfulness activity focuses on positivity. Have a go at the 'Roll a Positive Question' game.</li> <li>•</li> <li>• Don't forget to check out Boris and Dave's HeartSmart series:</li> <li>• <a href="https://www.verwoodfirst.dorset.sch.uk/page/?title=HeartSmart&amp;pid=235">https://www.verwoodfirst.dorset.sch.uk/page/?title=HeartSmart&amp;pid=235</a></li> </ul>
Physical Activity	<ul style="list-style-type: none"> <li>• Challenge 11: Tuck in Tuck Out. Have a look at Mr Webb's new challenge and send in your PE challenges for the teachers to complete!</li> <li>• You could also have a look at the Youth Sport Trust website, it has some activity cards and videos to follow: <a href="https://www.youthsporttrust.org/pe-home-learning">https://www.youthsporttrust.org/pe-home-learning</a></li> </ul>
<b>PSHE</b>	<p>Wellbeing: Take a look at the KS1 Wellbeing PowerPoint. It talks about the importance of breathing to help you relax. Once you've watching the breathing exercises on Slide 4, can you create a booklet to help other people with ideas on how to relax?</p> <p>Keeping Safe Online: Take a look at the KS1 Keeping Safe Online PowerPoint. Work your way through the activities and then design your very own Safe Online Superhero!</p> <p>For more resources all about staying safe online, please visit our website <a href="https://www.verwoodfirst.dorset.sch.uk/page/?title=E%2DSafety&amp;pid=74">https://www.verwoodfirst.dorset.sch.uk/page/?title=E%2DSafety&amp;pid=74</a></p>
Special Educational Needs &	<p>Please see Parents' Toolkit SEND for a wide range of information, support and activities to help you and your family during lockdown. <a href="https://www.bbc.co.uk/bitesize/articles/zh9v382">https://www.bbc.co.uk/bitesize/articles/zh9v382</a></p>